

**Informal Group on GTR9 Phase2
(IG GTR9-PH2)
1st Meeting**

Technical Discussion – Benefit

December 1-2, 2011

Japan Automobile Standards Internationalization Center (JASIC)¹

Outline

1. Anticipated Factors for Enhanced Injury Mitigation
2. Estimation of Cost Reduction due to Tibia Fracture Mitigation
3. Summary

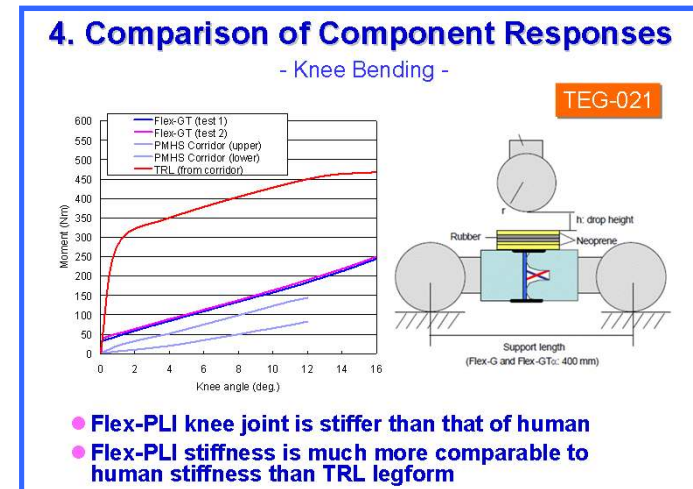
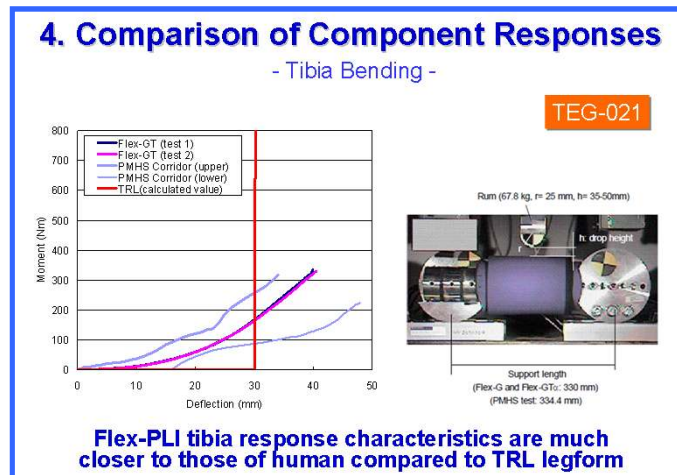
1. Anticipated Factors for Enhanced Injury Mitigation

- Improved Biofidelity -

Tibia

Knee

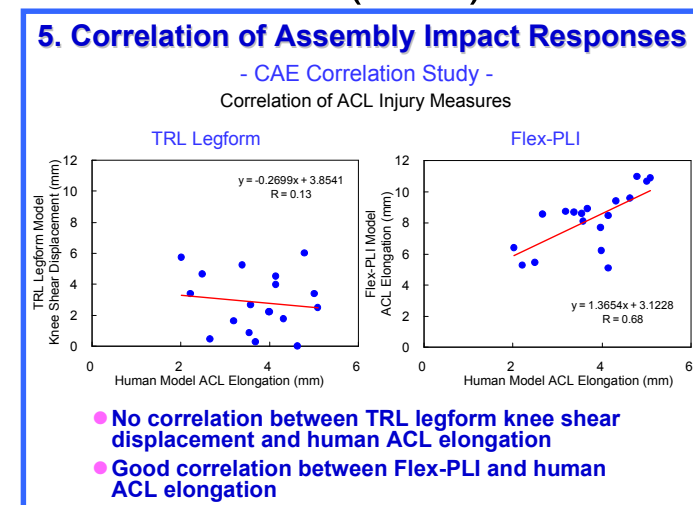
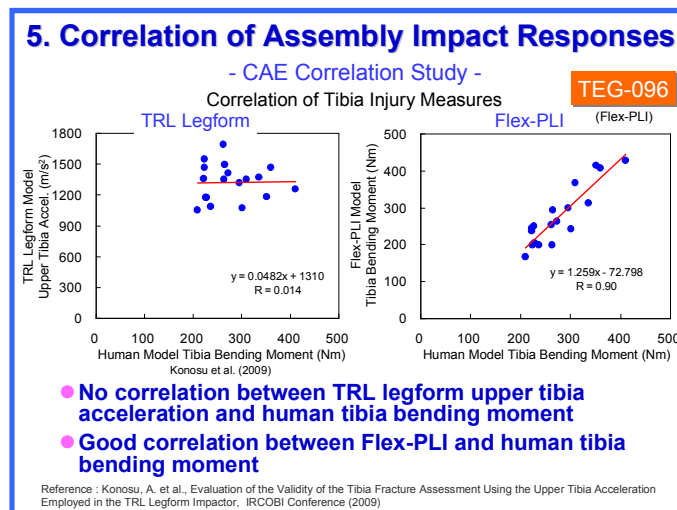
Component Level



Tibia

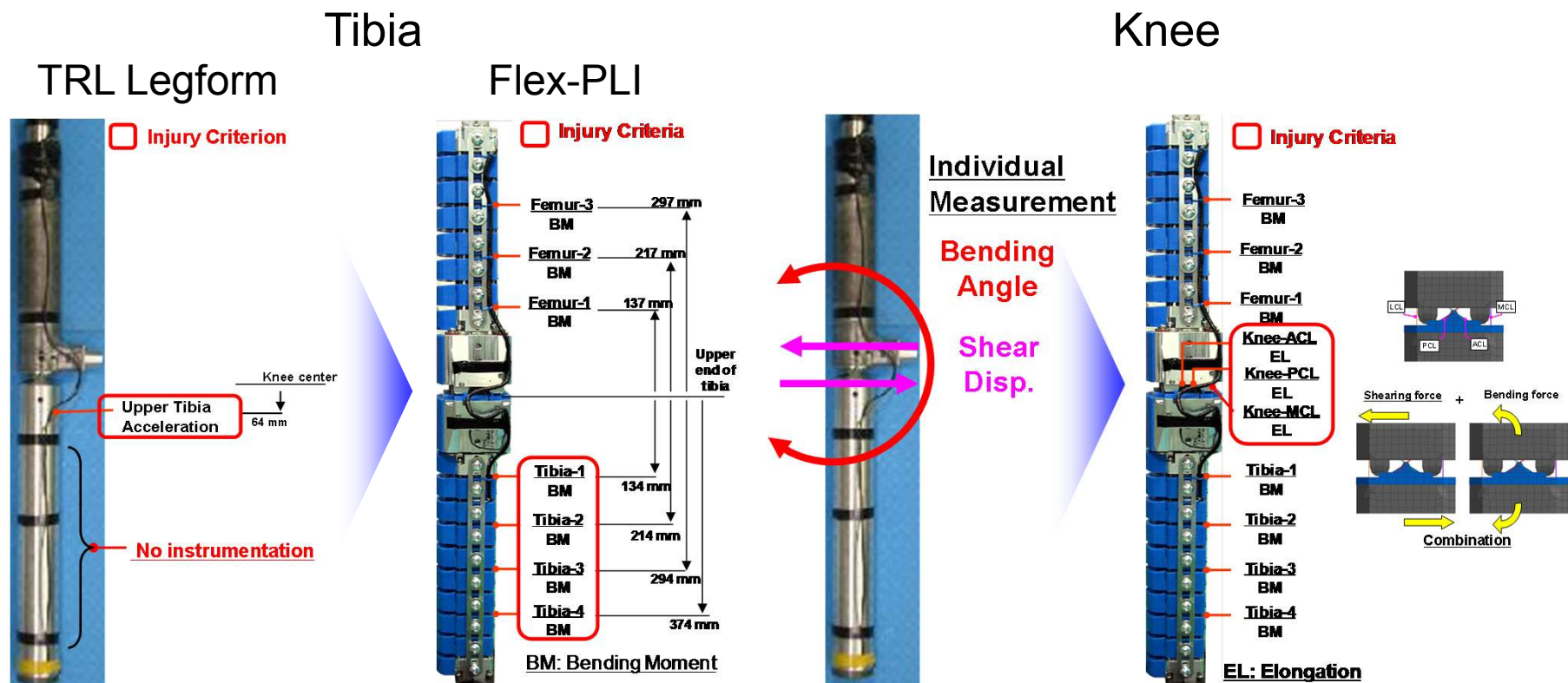
Knee (ACL)

Assembly Level



1. Anticipated Factors for Enhanced Injury Mitigation

- Enhanced Injury Assessment Capabilities -



- Wider coverage of tibia fracture
- Use of bending moment that best describes human tibia fracture

- Flex-PLI ligaments elongate due to combined knee loading
- Use of ligament elongation provides better correlation with human injuries

1. Anticipated Factors for Enhanced Injury Mitigation

- Otte et al. (2007) -

CHARACTERISTICS ON FRACTURES OF TIBIA AND FIBULA IN CAR IMPACTS TO PEDESTRIANS – INFLUENCES OF CAR BUMPER HEIGHT AND SHAPE

Otte, D.*; Haasper, C. **

* Accident Research Unit

** Trauma Department

Medical University Hanover, Germany

ABSTRACT

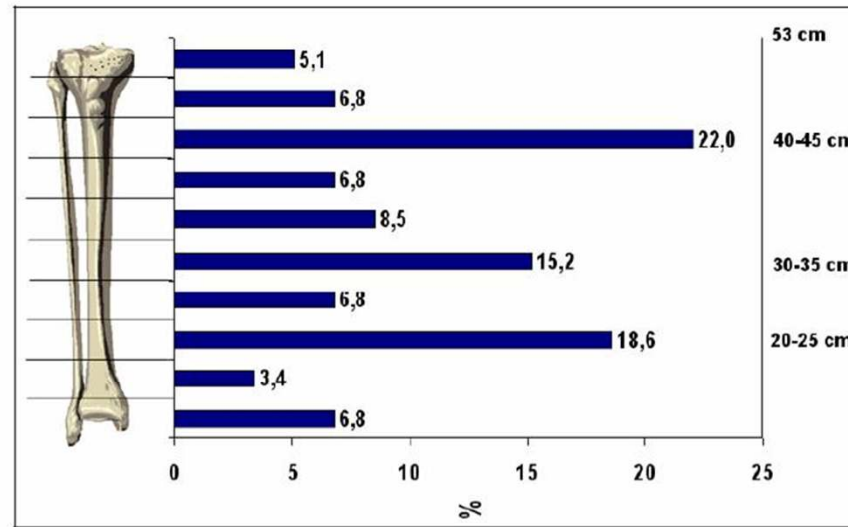
This study deals with the analysis of lower leg fractures in pedestrians after collisions with passenger cars and examines to what extent the shape and location of the fractures in the lower leg changed, following alterations in the shape and height of bumpers. It can be assumed that the bumpers changed in form and effective impact height, not least due to the realization of the developments of vehicle safety tests as in the context of the European Union Directive 2003/102/EC. In addition, consumer protection tests, EuroNCAP, accomplished a change of the injury situation.

For the study, traffic accidents from GIDAS (German in-Depth-Accident Study) were selected, which had been documented in the years 1995 to 2004 by scientific teams in Hannover and Dresden areas and for which there is detailed information regarding injury patterns and collision speeds. The

- 1995 – 2004 GIDAS data
- 143 pedestrians with leg fractures (tibia/fibula) documented by X-rays

1. Anticipated Factors for Enhanced Injury Mitigation

- Otte et al. (2007) -

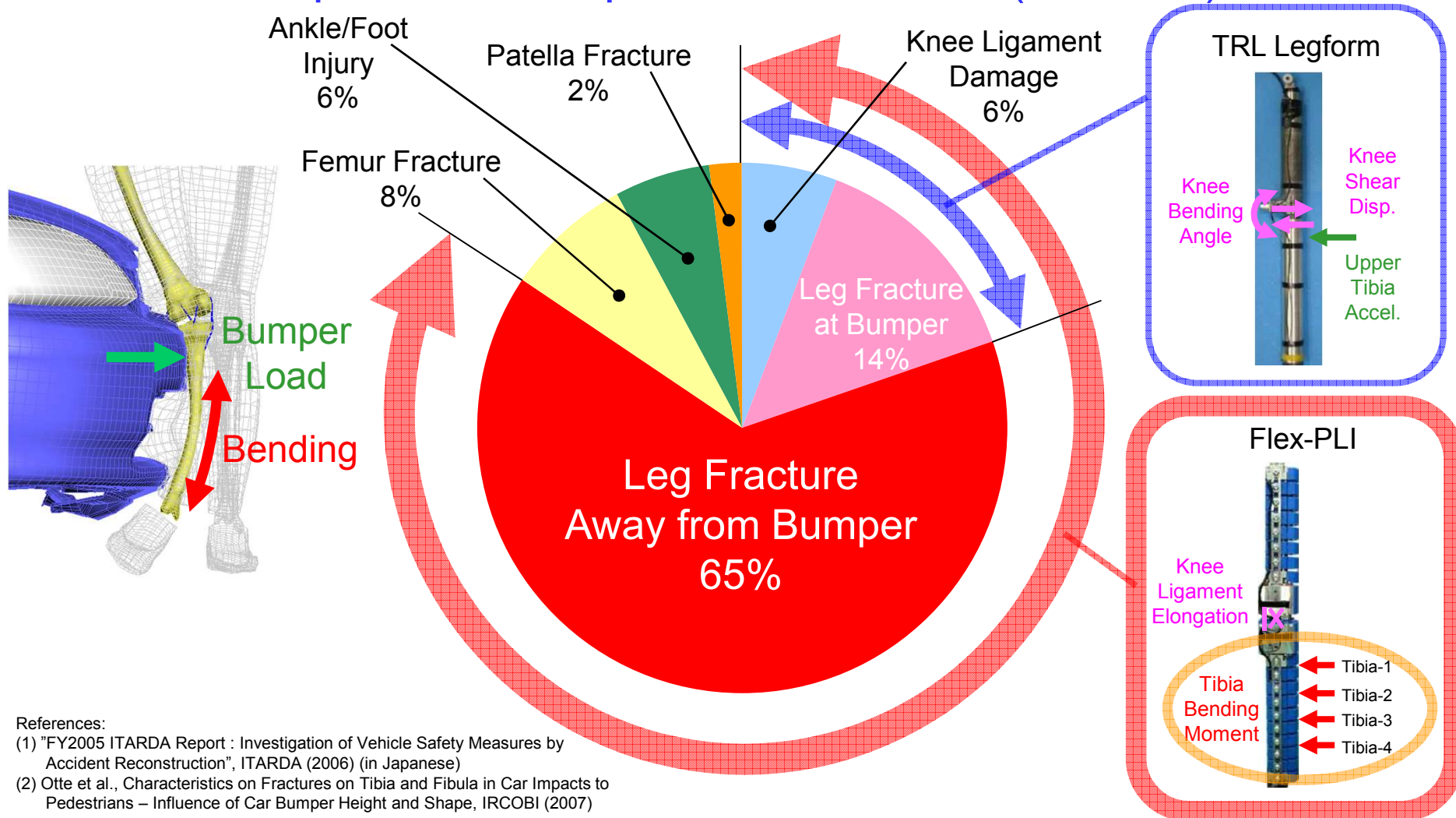


If the heights of the fractures are correlated to the effective dynamic heights of the bumpers, it turns out that 80% of all fractures are located between 19 and 46 cm, whereas 80% of the impact forces are transferred at heights of 32 to 44 cm of the lower leg (Figure 4). Thus the cause of the fractures is frequently located above the fracture itself. Fracture height and bumper height were only identical in 17.5% of the cases. In 47.5% fracture was above the bumper and 35% fracture below the bumper.

- Fracture location was identical to the bumper height only in 17.5 % of the cases
- 82.5% of fractures are presumed to be due to indirect loading

1. Anticipated Factors for Enhanced Injury Mitigation

- Japanese In-depth Accident Data (ITARDA) -



References:

- (1) "FY2005 ITARDA Report : Investigation of Vehicle Safety Measures by Accident Reconstruction", ITARDA (2006) (in Japanese)
- (2) Otte et al., Characteristics on Fractures on Tibia and Fibula in Car Impacts to Pedestrians – Influence of Car Bumper Height and Shape, IRCOBI (2007)

Most significant improvement is with leg fracture mitigation

2. Estimation of Cost Reduction due to Tibia Fracture Mitigation

- Estimated Reduction in Annual Medical Cost (US, JPN) -

Number of Pedestrians Sustaining Tibia Fracture by MAIS
PCDS, age > 15

MAIS	Total	with Tibia Fracture	without Tibia Fracture
1	165	0	165
2	74	4	70
3	70	25	45
4	31	8	23
5	49	17	32
6	18	6	12

Fatality Ratio by MAIS

MAIS	Fatality Ratio
2	1.0%
3	5.3%
4	22.5%
5	47.6%
6	99.0%

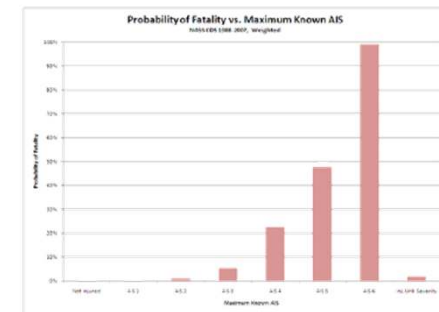


Figure 14. Probability of Fatality vs. Maximum Known AIS

Reference : Goertz A., Accident Statistical Distributions from NAS CDS, SAE Paper #2010-01-0139 (2010)

Percentage of Tibia Fracture by Injury Severity

Injury Severity	With Tibia Fracture (%)	Without Tibia Fracture (%)
Fatal	32.7%	67.3%
Severe	22.6%	77.4%
Minor	0.0%	100.0%

2. Estimation of Cost Reduction due to Tibia Fracture Mitigation

- Estimated Reduction in Annual Medical Cost (US, JPN) -
 Percentage of Tibia Fracture by Injury Severity

Injury Severity	With Tibia Fracture (%)	Without Tibia Fracture (%)
Fatal	32.7%	67.3%
Severe	22.6%	77.4%
Minor	0.0%	100.0%



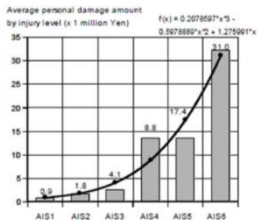
Number of Pedestrians by Injury Severity

Injury Severity	16YO and older		0-15YO	
	US	JPN	US	JPN
Fatal	3816	1372	276	29
Severe	11501	6730	2357	1277
Minor	31112	36517	11399	8974

US Fatal : FARS
 US Non-fatal : NASS-PCDS (Weighed)
 JPN : ITARDA



Average Medical Cost per Case



Tibia AIS	count
2	13
3	47

Weighed Cost For Tibia Fracture
 = \$44,684
 (\$1 = ¥80)

Annual Medical Cost due to Tibia Fracture

Country	Cost
US	\$ 171,901,940
JPN	\$ 88,010,679



0.825 (coverage increase)



0.7 (Protection Level)

Annual Medical Cost Reduction from Tibia Fracture Mitigation

Country	Cost
US	\$ 99,273,370
JPN	\$ 50,826,167

3. Summary

- The Flex-PLI provides improved biofidelity of the tibia and knee at both assembly and component levels
- Accident data show that tibia fracture is most frequent in pedestrian severe (AIS 2+) injuries
- Most significant factor that would contribute to injury mitigation is enhanced biofidelity of the tibia and much wider coverage of injury measurements over the tibia
- Additional annual medical cost reduction due to tibia fracture mitigation by introducing the Flex-PLI was estimated approximately \$100M in the US and \$50M in Japan relative to the use of TRL legform

References

- Otte, D., Haasper, C., Characteristics on Fractures of Tibia and Fibula in Car Impacts to Pedestrians – Influences of Car Bumper Height and Shape, IRCOBI Conference (2007)
- FY2005 ITARDA Report : Investigation of Vehicle Safety Measures by Accident Reconstruction”, ITARDA (2006) (in Japanese)
- Goertz A., Accident Statistical Distributions from NAS CDS, 2010 SAE World Congress, SAE Paper Number 2010-01-0139 (2010)

Thank you for your attention