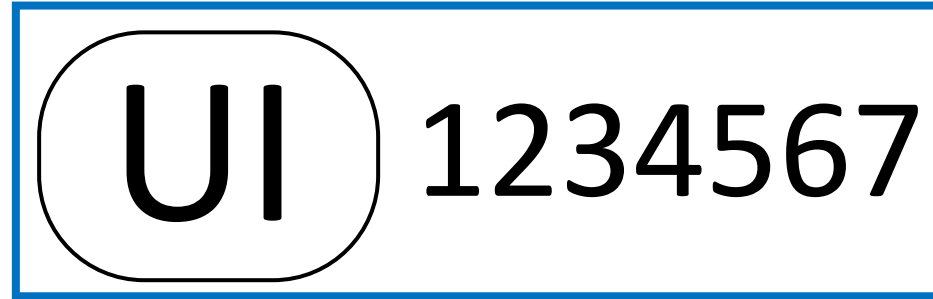


**DETA-SG-UI-02e**

(SLR-42-12-Rev.2)

(Rev. of SLR-37-01)



**Proposal for extension of the DETA to improve the use of the  
UNIQUE IDENTIFIER for the lighting UN Regulations**

# UNIQUE IDENTIFIER / DETA Database

## Alternative marking options in UN Regulations Nos. 148, 149 and 150

### The (traditional) **Approval Marking** specifies (Example R148):

1. The number of the type approval
2. The contracting party (country) who is responsible for the type approval
3. The Regulation Number the device was type approved to
4. The status of the Regulation at the time of type approval
5. The different functions that are included in the device
6. Any possible restrictions in mounting height
7. Any possible restrictions in mounting position
8. Any possible restriction to the number of devices necessary (D or Y)

3170  
E1  
148R  
(series) 00  
R1 S1 2a F1 AR  
↓  
←  
-



**IMPORTANT:**

ALL these markings must be visible after the installation of the device on the vehicle

**MAY BE REPLACED BY**

### The (new) **Unique Identifier Marking** specifies:

1. The unique number of the type approval

270650

**IMPORTANT:**

ALL these markings must be visible after the installation of the device on the vehicle



**With UI essential information becomes invisible, unless you are part of one of the existing user groups in DETA**

### Proposal - Make the relevant information available to those dependent on the content

#### Part A: Document management

- **Create a new PDF document in DETA**  
(e.g. „Summary“) showing for example, depending on GRs decisions:
  - *Description / Picture / Drawing / Sketch of the device*
  - *Markings following the alternative option / Explaining text*
  - *If they exist, limitations to the installation and/or use*

#### Part B: Usergroup management

- **Create a new usergroup in DETA**
  - Usergroup level: Public
  - Usergroup rights: Read only the „Summary“ document

# UNIQUE IDENTIFIER / DETA Database

SLR requests for improvement – New document “Summary” (example)

## Proposal Part A: Document management

The diagram illustrates the structure of a 'Summary' document. It is divided into four horizontal sections:

- Section 1:** A green box containing the text 'UI 270650'. A blue line points from the label 'The Unique Identifier marking as on the device' to this section.
- Section 2:** Two photographs of red automotive light fixtures, one from a top-down perspective and one from a side view. A blue line points from the label 'One or more picture(s) / drawing(s) of the device' to this section.
- Section 3:** A technical drawing of the light fixtures, showing internal components and mounting points. A blue line points from the label 'One or more picture(s) / drawing(s) of the device' to this section.
- Section 4:** A blue box containing regulatory marking information: 'R1 S1 2a F1 AR' at the top, a central circle with 'E1' and '3170' to its right, and '148R00' at the bottom. A blue line points from the label 'The alternative marking as in the Regulation / Explaining text for the device' to this section.

Below the diagram, the text reads: *If necessary this document may have more pages*

*The above information, except for the alternative marking, is available somewhere in the existing documents in DETA. This information could be found by authorised experts only, but impossible for all others. The existing documents also contain a lot of information that is not for public view in any case!*

# UNIQUE IDENTIFIER / DETA Database

SLR requests for improvement – New usergroup(s) and access rights for DETA




## Proposal Part B: Usergroup management

### DOCUMENTS AVAILABLE IN DETA

+

USERGROUPS DETA

	CERT (communication on type approval)	TR (test report)	IF (information document)	OTHER (other document)	"Summary" (PDF)
Approval granting TAA (for granted approval)	W	W	W	W	W
CP applying the UN Reg. for which approval was granted	R	R	R	R	R
CP applying UN Reg. 0 (access to the approvals of R0 and the annexed Regulations)	R	R	R	R	R
CPs not applying that Reg.	R	-	-	-	R
Manufacturer (only for own approvals)	R	R	R	R	R
Periodical technical inspection, Law enforcement bodies, Repair shops, Vehicle owners, End-users / Public	-	-	-	-	R

-  Existing access rights  
And documents (177<sup>th</sup> WP.29)
-  Additional summary document
-  Additional usergroup

The new usergroup has only read access right of the new document „Summary“

# BACKUP

# UNIQUE IDENTIFIER

The original idea behind

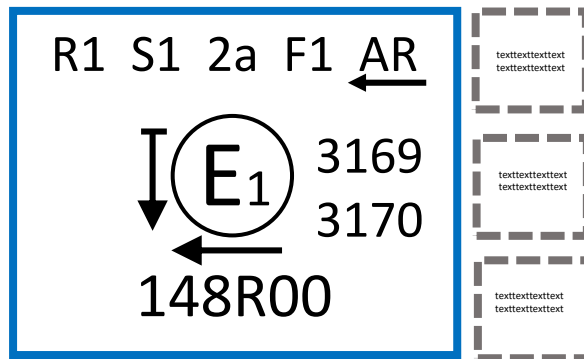
**Paragraph 3.3.3. (148) „The approval marking may be replaced by the Unique Identifier (UI), if available.“**

## Information included in the approval marking:

1. The number of the type approval (3169 and 3170)
2. The contracting party who is responsible for the type approval (E1)
3. The Regulation Number the device was type approved to (148)
4. The status of the Regulation at the time of type approval (00)
5. The functions that are included in the device (R1, S1, 2a, F1, AR)
6. Any possible restrictions in mounting height on the vehicle ↓
7. Any possible restrictions in mounting position on the vehicle →
8. Any necessary other devices that should be present (D or Y lamps)

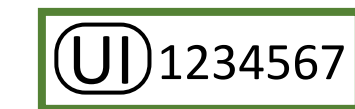
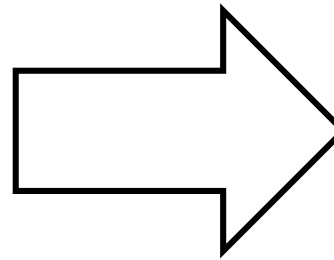
## Information included in the Unique Identifier:

1. The UI number under which the device information is available in the electronic database.



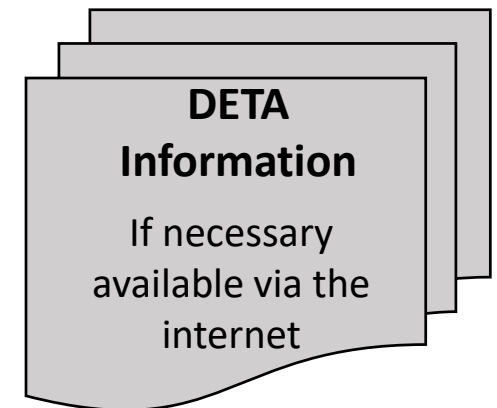
On the device

(approval markings + additional markings)



On the device

(UI number + additional markings)



In the database (internet)