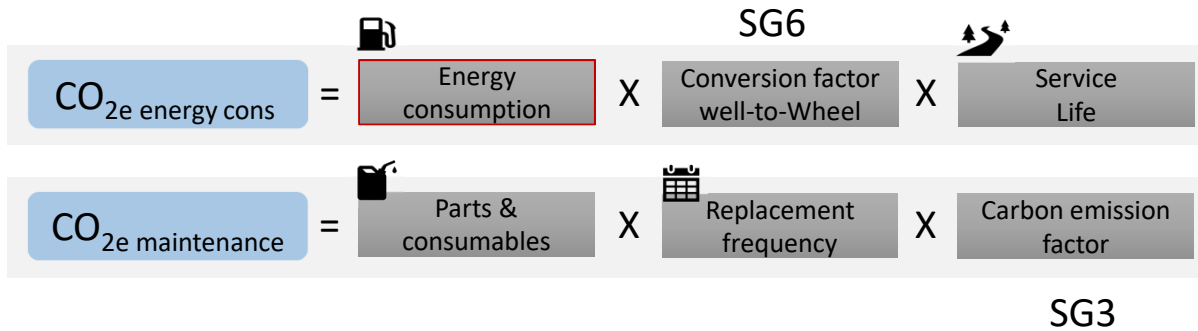
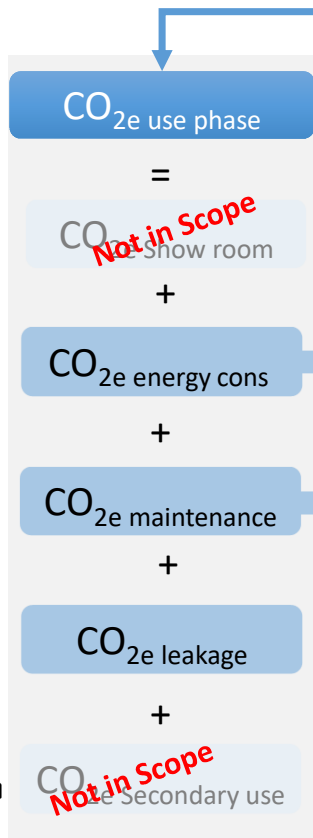


# Use phase overview



Main discussion points

# Use phase overview: Energy consumption



Energy consumption

ICE



well-to-tank => SG6



Tank-to-wheel => SG4

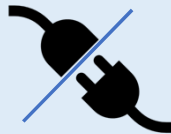


Certification value : Fuel consumption is measured over the chassis dyno.

EV



well-to-plug => SG6



Plug-to-wheel => SG4



Certification value : AC energy charged from the charging point (this includes the efficiency of the energy converters inside vehicle but not in the charging station)