



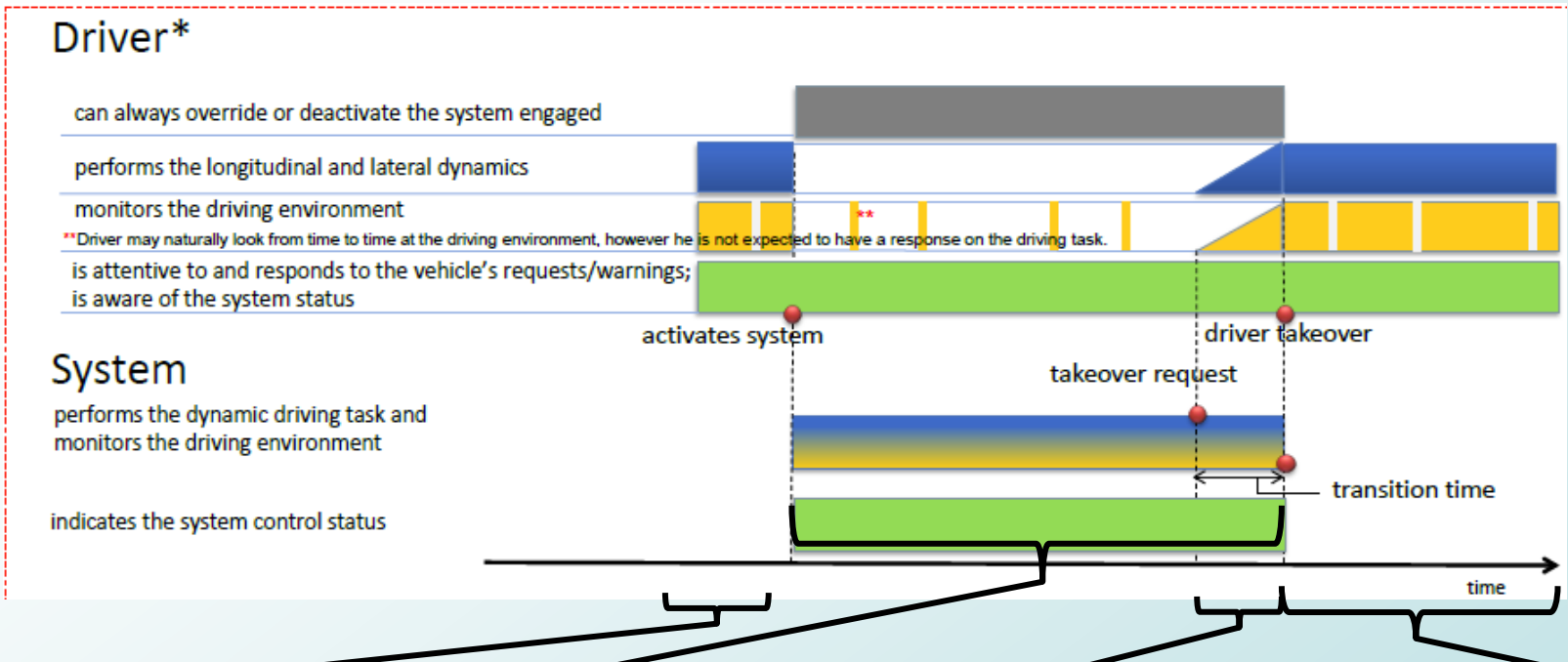
Conditional Automation (Level 3) Use-Case Description

Submitted by the Experts of OICA as Input to the IWG ITS/AD

November 3, 2015

Geneva

OICA  **Level 3 system outline**






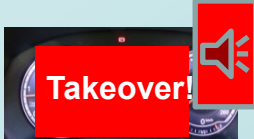

Status	System Off (Manual Driving)	Nominal system operation	Take over scenario(Warning cascade)		System OFF (Manual driving)
			Optional takeover request	Takeover demand	
Driver					
HMI (Example)					
Text message (Example)	Lv3 Stand-by	Lv3 Activate	Take over!	Take over!	Lv3 Stand-by



Illustrated version for OICA Use-Case Description of Level 3

■ Example A : Traffic Jam Function

V=0-60km/h, Highway only, Same lane only, preceding vehicle needed
Driver can always override the system.

	Manual driving	Nominal system operation	Takeover scenario(Warning cascade)		Manual driving
			Optional takeover request	Takeover demand	
Driver	*L & L control Environment monitoring	Ready to resume to driving	takeover		*L & L control Environment monitoring
System	Stand-by	*L & L control Environment monitoring			Stand-by
HMI (Example)			 <ul style="list-style-type: none"> • Yellow or red cluster symbol • Text messages in the instrument cluster • Etc. 	 <ul style="list-style-type: none"> • Red cluster symbol • Non-visual alert, like an acoustic or haptic alert 	






*L & L control : Lateral & Longitudinal control



Illustrated version for OICA Use-Case Description of Level 3

■ Example B : Motorway driving Function

V=0-130km/h, Highway only, lane change include
Driver can always override the system.

	Manual driving	Nominal system operation	Takeover scenario(Warning cascade)		Manual driving
			Optional takeover request	Takeover demand	
Driver	*L & L control Environment monitoring	Ready to resume to driving	takeover		*L & L control Environment monitoring
System	Stand-by	*L & L control Environment monitoring			Stand-by
HMI (Example)			 <ul style="list-style-type: none"> • Yellow or red cluster symbol • Text messages in the instrument cluster • Etc. 	 <ul style="list-style-type: none"> • Red cluster symbol • Non-visual alert, like an acoustic or haptic alert 	





*L & L control : Lateral & Longitudinal control



Illustrated version for OICA Use-Case Description of Level 3

■ Example B : Motorway driving Function - **Takeover scenario**

V=0-130km/h, Highway only, lane change include
Driver can always override the system.

	Approaching Construction Zone (Warning cascade)		Weather(rain) become worse (Warning cascade)	
	Optional takeover request	Takeover demand	Optional takeover request	Takeover demand
Driver	takeover		takeover	
System	*L & L control Environment monitoring		*L & L control Environment monitoring	
HMI (Example)	 <ul style="list-style-type: none"> • Yellow or red cluster symbol • Text messages in the instrument cluster • Etc. 	 <ul style="list-style-type: none"> • Red cluster symbol • Non-visual alert, like an acoustic or haptic alert 	 <ul style="list-style-type: none"> • Yellow or red cluster symbol • Text messages in the instrument cluster • Etc. 	 <ul style="list-style-type: none"> • Red cluster symbol • Non-visual alert, like an acoustic or haptic alert

*L & L control : Lateral & Longitudinal control