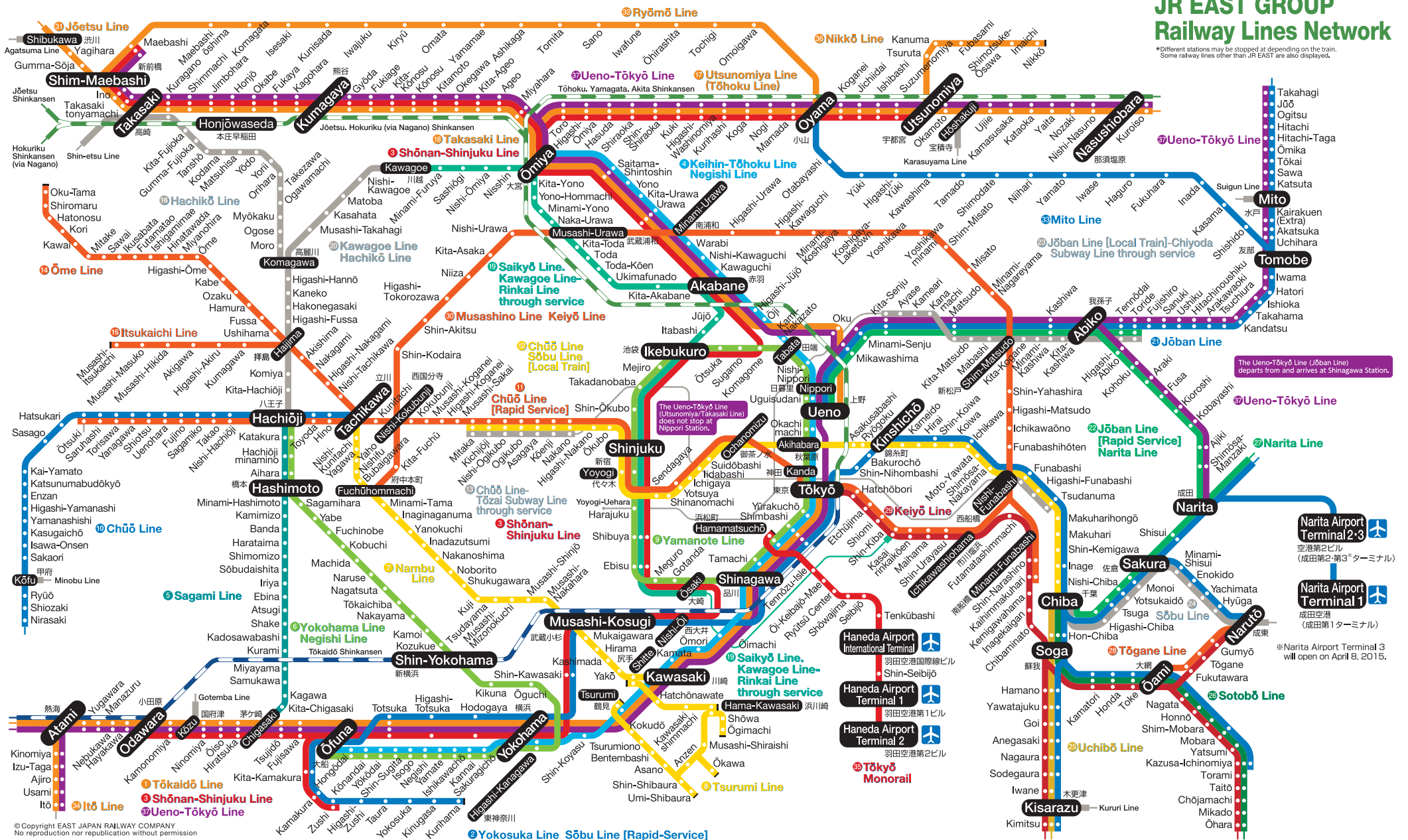


JR EAST GROUP Railway Lines Network

*Different stations may be stopped at depending on the train.
Some railway lines other than JR EAST are also displayed.



© Copyright EAST JAPAN RAILWAY COMPANY
No reproduction nor republication without permission

- | | | | | |
|---|---|---|---|---|
| <ul style="list-style-type: none"> 1 Tōkaidō Line 2 Yokosuka Line Sobu-Line [Rapid Service] 3 Shōnan-Shinjuku Line 4 Keihin-Tōhoku Line Negishi Line 5 Sagami Line 6 Yokohama Line Negishi Line 7 Nambu Line 8 Tsurumi Line | <ul style="list-style-type: none"> 9 Yamanote Line 10 Chūō Line 11 Chūō Line [Rapid Service] 12 Chūō Line Sōbu Line [Local Train] 13 Chūō Line-Tōzai Subway Line through service 14 Ōme Line 15 Itsukaichi Line 16 Hachikō Line | <ul style="list-style-type: none"> 17 Utsunomiya Line (Tōhoku Line) 18 Takasaki Line 19 Saikyō Line. Kawagoe Line-Rinkai Line through service 20 Kawagoe Line Hachikō Line 21 Jōban Line 22 Jōban Line [Rapid Service] Narita Line 23 Jōban Line [Local Train]-Chiyoda Subway Line through service | <ul style="list-style-type: none"> 24 Sōbu Line 25 Uchibō Line 26 Sotobō Line 27 Narita Line 28 Tōgane Line 29 Keiyō Line 30 Musashino Line Keiyō Line 31 Jōetsu Line | <ul style="list-style-type: none"> 32 Mito Line 33 Itō Line 34 Tōkyō Monorail 35 Nikkō Line 36 Ueno-Tōkyō Line |
|---|---|---|---|---|





Thank you for choosing JR East, and we hope you have a pleasant trip.



JR東日本をご利用いただき、まことにありがとうございます。快適なご旅行をお楽しみください。

JR East InfoLine

Provides information about train schedules, the routes to your intended destination, how to purchase tickets, lost items, and more in English. Open from 10:00 a.m. to 6:00 p.m. (excluding the year-end/New Year holiday period).

英語で、列車の時間、目的地へのルート、きっぷの買い方、お忘れ物などの情報を提供しています。営業時間は午前10時～午後6時です。(年末年始休日期間を除く)



Call 050-2016-1603

Seat reservations cannot be made via telephone. 電話での座席の予約は承っておりません。

JR EAST Website www.jreast.co.jp/e/

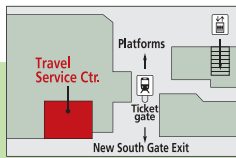
Offers the latest JR East information, 24 hours a day, in English. Major train schedules Train operation information Fares and charges Discount coupons Route information Recommending sightseeing destinations Customer support Maps of major stations etc.

英語で、JR東日本の最新情報を24時間ご案内しています。主要列車の時刻表 列車の運行情報 運賃・料金 おトクなきっぷ 路線案内 おすすめの観光地 カスタマーサポート 主要駅の構内図 など

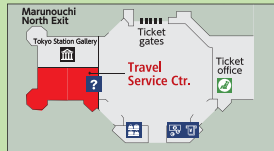
JR EAST Travel Service Center http://www.jreast.co.jp/e/customer_support/

At the JR EAST Travel Service Centers, you can purchase tickets, make arrangements for accommodation, or make inquiries about traveling. They provide assistance to ensure that you have a fun trip in Eastern Japan and across the country. (With the exception of a few offices)

チケット販売や宿泊手配を行うほか、旅のご相談も受け付けており、東日本や日本全国を楽しく旅するためのお手伝いをしています。(一部の店舗を除く)



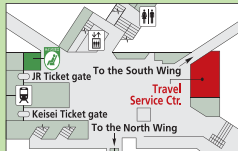
Shinjuku Business Hours: 8:00 – 19:00 (open every day of the year)



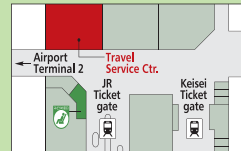
Marunouchi North Exit of Tokyo Station Business Hours: 7:30 – 20:30 (open every day of the year) ATM Service Hours: 7:30 – 23:30 (open every day of the year)



Haneda Airport International Terminal (Tokyo Monorail) 2F Business Hours: 7:45 – 18:30 (open every day of the year)



Narita Airport Terminal 1 (B1) Business Hours: 8:15 – 19:00 (open every day of the year)



Narita Airport Terminal 2-3 (B1) Business Hours: 8:15^{※2} – 20:00 (open every day of the year)

※1: Narita Airport Terminal 3 will open on April 8, 2015. ※2: 9:30 until March 31, 2015

Suica www.jreast.co.jp/e/pass/suica

Suica is a type of prepaid electronic money that can be used for transportation and shopping.

- (1) You may use it over and over again by charging it at ticket vending machines.
- (2) Pass quickly through ticket gates with just one touch – there's no need to buy a ticket.
- (3) Suica can also be used in the Tokyo metropolitan area for railways and buses other than JR.
- (4) Enjoy convenient and easy shopping at stores displaying the mark at right.

Suicaは交通機関の利用やお買い物に使えるプリペイド式電子マネーです。

- (1) 券売機で入金(チャージ)することで、繰り返し使用できます。
- (2) 改札機の通過がワンタッチでスピーディーに、きっぷを買う必要がありません。
- (3) 首都圏はSuica 1枚あれば、JR以外の鉄道も/バスも乗車いただけます。
- (4) 右のマークがあるお店で、簡単ラクラクショッピング。



Recommend オススメ

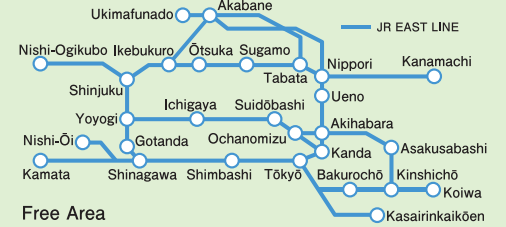
Tokunai Pass (Tokyo Metropolitan District Pass)

都区内バス

This pass provides unlimited rides for one day on all JR lines within the 23 Special Wards of Tokyo. It can be purchased at the ticket vending machines in the stations within the area on the right.

Adult: ¥750 Child: ¥370

東京23区内のJR線が1日乗り降り自由。右記のエリアの駅の券売機で購入できます。大人: ¥750 子供: ¥370



JR Kanto Area Pass

The JR Kanto Area Pass is an economical unlimited travel pass that covers Tokyo and the surrounding areas, the "Kanto Area." It includes unlimited rides for three days on Shinkansen and Limited Express trains in the Kanto Area. You can also easily access popular sightseeing areas, including Izu, Fuji, and Nikko.

Adult: ¥8,300 Child: ¥4,200

東京とその周辺地域「関東エリア」一円をカバーするお得なフリーパス。関東エリアの新幹線や特急列車が3日乗降り放題。伊豆・富士山、日光など人気の観光地へも気軽にアクセスできます。大人: ¥8,300 子供: ¥4,200



Sale Locations 販売箇所

Station	Office
Narita Airport Terminal 1 成田空港	JR EAST Travel Service Center JR Ticket Office みどりの窓口
Narita Airport Terminal 2-3* 空港第2ビル	JR EAST Travel Service Center JR Ticket Office みどりの窓口
Haneda Airport International Terminal 羽田空港国際線ビル	JR EAST Travel Service Center (Tokyo Monorail 2F Ticket Gate / Arrival Lobby) (東京モノレール2F改札/到着ロビー)

※Narita Airport Terminal 3 will open on April 8, 2015.

Station	Office
Tokyo 東京	JR EAST Travel Service Center
Shinjuku 新宿	JR EAST Travel Service Center
Shinagawa 品川	Travel Service Center ぴゅうプラザ
Ueno 上野	Travel Service Center ぴゅうプラザ
Shibuya 渋谷	Travel Service Center ぴゅうプラザ
Ikebukuro 池袋	Travel Service Center (West) ぴゅうプラザ(西口)
Yokohama 横浜	Travel Service Center ぴゅうプラザ

JR EAST Cautions for usage

- Please buy a correct ticket to your destination. If your ticket does not contain a record of when you entered the ticket gate, the automatic gate may close when you attempt to leave.
- If you lose your ticket, you may be asked to explain what happened, and confirmation may take time. You may also be requested to pay an additional fare equal to three times the basic fare for the distance from the departing station.
- Please do not use your mobile phone on the train. (Please be considerate of passengers nearby.)
- Adults are 12 years or older, children are ages 6 to 11, and small children are age 5 or younger. Adults and children must purchase tickets.

JR東日本をご利用の際の注意

- きっぷは正しく目的地までお求めください。改札機で入場した記録がないきっぷは、出場時自動改札機の扉が閉まる場合がございます。
- きっぷを紛失された場合、事情をお聞きする場合がございます。確認にお時間がかかります。電車の出発駅から3倍の運賃をお支払いいただくこともございます。
- 車内の携帯電話のご使用はご遠慮ください。(周りのお客さまにご配慮ください。)
- 大人は12歳以上、子供は6歳～11歳、幼児は5歳以下です。大人・子供はきっぷをご購入ください。

The information is current as of March 2015. It may be changed with no prior notice.