

The Doors of Ichikoh

Product Information

Company Information

To our shareholders and investors

CSR Initiatives




















Recruitment Information

inquiry

Equipment model designation number list

In order to comply with Article 44-2 of the Safety Regulations, "Device for checking the immediate rear of the vehicle when reversing," be sure to select the equipment from the combination of camera, monitor, and component equipment in the "Camera Monitor List" below, and check the "Camera installation range" and "Installation precautions" before installing.

Updated: November 8, 2024

Certified product configuration	Camera mounting height (mm)	Camera Monitor List	Technical Standards Compliance Confirmation Form No. 6-4	Equipment type designation notice	Installation Notes
Product contents : Monitor: STR-300 series ; Camera: HX-100A option ; Back sensor: BS-300HD	1683.1-3779.6	STR3X-100_Camera Monitor List_High Mounting.pdf  656KB	STR3X-100_High Mounting_6-4 Style.docx  48KB	Own R-21_STR3X-100_certificate.pdf  184KB	STR3X-100_Device type designation installation instructions.pdf  494KB
Device model designation number STR3X-100	984.1-2081	STR3X-100_Camera Monitor List_Low Mounting.pdf  656KB	STR3X-100_Low mounting_6-4 style.docx  48KB	Own R-21_STR3X-100_certificate.pdf  184KB	STR3X-100_Device type designation installation instructions.pdf  494KB
Product contents : Monitor: STR-300 series ; Camera: HX-200A/220A option ; Back sensor: BS-300HD	1984-3782.4	STR3X-200_Camera Monitor List_High Mounting.pdf  610KB	STR3X-200_High Mounting_6-4 Style.docx  48KB	Self- R-22_STR3X-200_certificate.pdf  185KB	STR3X-200_Equipment type designated installation instructions_Rev.2.2.pdf  551KB
Device model designation number STR3X-200	1387-1984	STR3X-200_Camera Monitor List_Low Mounting.pdf  610KB	STR3X-200_Low mounting_6-4 style.docx  48KB	Self- R-22_STR3X-200_certificate.pdf  185KB	STR3X-200_Equipment type designated installation instructions_Rev.2.2.pdf  551KB
Product contents : Monitor: STR-300 series ; Camera: HX-300A option ; Back sensor: BS-300HD	1589.7-3786.6	STR3X-300_Camera Monitor List_High Mounting.pdf  696KB	STR3X-300_High Mounting_6-4 Style.docx  48KB	Own R-23_STR3X-300_certificate.pdf  178KB	STR3X-300_Equipment type designated installation instructions_Rev.2.pdf

- English
- The Doors of Ichikoh
- Product Information
- Company Information
- To our shareholders and investors
- CSR Initiatives
- Recruitment Information
- inquiry

STR3X-300_Camera monitor list_Middle installation.pdf



STR3X-300_Middle installation_6-4 style.docx



Own R-23_STR3X-300_certificate.pdf



STR3X-300_Equipment type designated installation instructions_Rev.2.pdf



STR3X-300_Camera Monitor List_Low Mounting.pdf



STR3X-300_Low mounting_6-4 style.docx



Own R-23_STR3X-300_certificate.pdf



STR3X-300_Equipment type designated installation instructions_Rev.2.pdf



Product contents
 : Monitor: HT-200 series
 ; Camera: KC-450A
 with high mount lamp
 (HC-450A)
 (When using selector: SS-400)

2481~3779

HT2X-450_High mounting_Camera/Monitor list.pdf



HT2X-450_6-4 Style_High Mounting_Rev1.docx



HT2X-450_Certificate_Rev1.pdf



HT2X-450_Equipment type designated installation instructions_Rev1.1.pdf



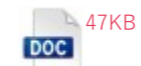
Device model designation number
 HT2X-450

1784.2~2481

HT2X-450_Low mounting_Camera/Monitor list.pdf



HT2X-450_6-4 Style_Low Mounting_Rev1.docx



HT2X-450_Certificate_Rev1.pdf



HT2X-450_Equipment type designated installation instructions_Rev1.1.pdf



Product contents
 : Monitor: HT-200 series
 Camera: XC-400A, XC-420A
 (When using selector: SS-400)

2184~3782.7

HT2X-400_High mounting_Camera/Monitor list.pdf



HT2X-400_6-4 style_high mounting.docx



HT2X-400_Certificate.pdf



HT2X-400_Equipment type designated installation instructions_Rev1.1.pdf



Device model designation number
 HT2X-400

1687~2184

HT2X-400_Low mounting_Camera/Monitor list.pdf



HT2X-400_6-4 style_low mounting.docx



HT2X-400_Certificate.pdf



HT2X-400_Equipment type designated installation instructions_Rev1.1.pdf



Product contents
 : Monitor: HT-200 series
 ; Camera: HX-300A
 option
 ; Back sensor: BS-300HD

1589.7~3786.6

HT2X-300_Camera monitor list_High installation.pdf



HT2X-300_6-4 style_high mounting.docx



HT2X-300_Certificate.pdf



HT2X-300_Equipment type designated installation instructions_241104.pdf



English

The Doors of Ichikoh

Product Information

Company Information

To our shareholders and investors

CSR Initiatives

Recruitment Information

inquiry

- ・モニター：HT-200シリーズ
- ・カメラ：HX-200A、HX-220A

オプション

- ・バックセンサー：BS-300HD
- ・セレクター使用の場合：SS-400HD

装置型式指定番号HT2X-200

製品内容

- ・モニター：HT-200シリーズ
- ・カメラ：HX-100A

オプション

- ・バックセンサー：BS-300HD
- ・セレクター使用の場合：SS-400HD

装置型式指定番号HT2X-100

製品内容

- ・モニター：HT-100シリーズ
- ・カメラ：KC-450A

ハイマウントランプ付も含む

(HC-450A)

(セレクター使用の場合：SS-400)

装置型式指定番号HT1X-450

製品内容

- ・モニター：HT-100シリーズ
- ・カメラ：XC-400A/XC-420A

(セレクター仕様の場合：SS-400)

装置型式指定番号HT1X-400

501.3~1297.3

1984~3782.4

1387~1984

1683.1~3779.6

984.1~2081

2481-3779

1784.2-2481

2184-3782.7

1687-2184

HT2X-300_Camera monitor list_middle
 installation.pdf

370KB



HT2X-300_Camera Monitor List_Low
 Mounting.pdf

368KB



HT2X-200_カメラモニターリスト_高取
 付.pdf

31KB



HT2X-200_カメラモニターリスト_低取
 付.pdf

31KB



HT2X-100_カメラモニターリスト_高取
 付_Ver1.pdf

33KB



HT2X-100_カメラモニターリスト_低取
 付_Ver1.pdf

32KB



HT1X-450_カメラモニターリスト_高取
 付.pdf

74KB



HT1X-450_カメラモニターリスト_低取
 付.pdf

74KB



HT1X-400_カメラモニターリスト_高取
 付.pdf

74KB



HT1X-400_カメラモニターリスト_低取
 付.pdf

74KB



HT2X-300_6-4 style_middle
 installation.docx

47KB



HT2X-300_6-4号様式_低取付.docx

47KB



HT2X-200_6-4号様式_高取付_Rev1.docx

47KB



HT2X-200_6-4号様式_低取付_Rev1.docx

47KB



HT2X-100_6-4号様式_高取付_Ver2.docx

47KB



HT2X-100_6-4号様式_低取付_Ver2.docx

47KB



HT1X-450_高取付_6-4号様式.docx

48KB



HT1X-450_低取付_6-4号様式.docx

48KB



HT1X-400_高取付_6-4号様式.docx

48KB



HT1X-400_低取付_6-4号様式.docx

47KB



HT2X-300_Certificate.pdf

137KB



HT2X-300_認可証.pdf

137KB



HT2X-200_認可証.pdf

142KB



HT2X-200_認可証.pdf

142KB



HT2X-100_認可証_Ver1.pdf

143KB



HT2X-100_認可証_Ver1.pdf

143KB



自R-20_HT1X-450_認可証.pdf

179KB



自R-20_HT1X-450_認可証.pdf

179KB



自R-19_HT1X-400_認可証.pdf

184KB



自R-19_HT1X-400_認可証.pdf

184KB



HT2X-300_Equipment

type designated

installation

instructions_241104.pdf

562KB



HT2X-300_装置型式指定
 取付要領書_241104.pdf

562KB



HT2X-200_装置型式指定
 取付要領書__Rev2.2.pdf

550KB



HT2X-200_装置型式指定
 取付要領書__Rev2.2.pdf

550KB



HT2X-100_装置型式指定
 取付要領書

__Rev1.11.pdf



419KB

HT2X-100_装置型式指定
 取付要領書__Rev1.2.pdf

499KB



HT1X-450_装置型式指定
 取付要領書.pdf

491KB



HT1X-450_装置型式指定
 取付要領書.pdf

491KB



HT1X-400_装置型式指定
 取付要領書.pdf

573KB



HT1X-400_装置型式指定
 取付要領書.pdf

573KB



HT1X-300_カメラモニターエントリーリスト_高取付_Rev.2.pdf



192KB

HT1X-300_カメラモニターエントリーリスト_中取付_Rev.2.pdf




192KB

HT1X-300_カメラモニターエントリーリスト_低取付_Rev.2.pdf




192KB

HT1X-200_カメラモニターリスト_高取付.pdf



74KB

HT1X-200_カメラモニターリスト_低取付.pdf



74KB

HT1X-100_Camera Monitor List_High Mounting.pdf



252KB

HT1X-100_Camera Monitor List_Low Mounting.pdf



252KB

HT2X-TSM200_Camera Monitor List.pdf



72KB

HT2X-TSM100_Camera Monitor List.pdf



74KB

HT1X-300_高取付_6-4号様式.docx



48KB

HT1X-300_中取付_6-4号様式.docx



47KB

HT1X-300_低取付_6-4号様式.docx



47KB

HT1X-200_高取付_6-4号様式_Rev1.docx



48KB

HT1X-200_低取付_6-4号様式_Rev1.docx



48KB

HT1X-100_High Mounting_6-4 Style_Rev1.docx



47KB

HT1X-100_Low installation_6-4 style_Rev1.docx



48KB

HT2X-TSM200_6-4号式.docx



47KB

HT2X-TSM100_6-4号式.docx



47KB

自R-18_HT1X-300_認可証.pdf



324KB

自R-18_HT1X-300_認可証.pdf



324KB

自R-18_HT1X-300_認可証.pdf



324KB

自R-13-1_HT1X-200_認可証.pdf



327KB

自R-13-1_HT1X-200_認可証.pdf



327KB

Self-R-12-1_HT1X-100_Certificate.pdf



330KB

Self-R-12-1_HT1X-100_Certificate.pdf



330KB

HT2X-TSM200_Certificate.pdf



143KB

HT2X-TSM100_Certificate.pdf



144KB

HT1X-300_装置型式指定取付要領書_241106.pdf



562KB

HT1X-300_装置型式指定取付要領書_241106.pdf



562KB

HT1X-300_装置型式指定取付要領書_241106.pdf



562KB

HT1X-200_装置型式指定取付要領書.pdf



551KB

HT1X-200_装置型式指定取付要領書.pdf



551KB

HT1X-100_Equipment type designated installation instructions__Rev1.0.pdf



499KB

HT1X-100_Equipment type designated installation instructions__Rev1.0.pdf



499KB

HT2X-TSM200_Equipment type designated installation instructions__Rev.1.pdf



373KB

HT2X-TSM100_Equipment type designated installation instructions__Rev.1.pdf



385KB



English

The Doors of Ichikoh

Product Information

Company Information

To our shareholders and investors

CSR Initiatives

Recruitment Information

inquiry

The Doors of Ichikoh

 lamp

 history

 Technical capabilities

Product Information

Company Information

 Greetings


 Management Philosophy

 Major customers and shareholders

 board member

 Domestic and overseas bases


 Affiliated companies

 History of Ichikoh

CSR Initiatives

 environment

 Social

 Corporate Governance

To our shareholders and investors

 Financial Highlights

 IR Library

 Stock-related

 Integrated Report

 Electronic Announcement

 Electronic announcements of affiliated companies

 IR Calendar

 Latest IR News

inquiry

Recruitment Information

Sitemap

Privacy Policy

 View Menu



For 120 years, we have been supplying automotive parts such as lamps to many automobile manufacturers.

As the automotive industry progresses, Ichikoh's management is stepping out of its previous domains and heading towards new challenges.



Valeo

English

The Doors of Ichikoh

Product Information

Company Information

To our shareholders and investors

CSR Initiatives

Recruitment Information

inquiry