

## Proposal for the Regulation of ADS Safety under the 1958 and 1998 Agreements

This document is based on ADS-12-03/Rev.3 (collating contributions from the OPI and GRVA ADS Workshop discussions).

### I. Proposal

UN Global Technical Regulation under the 1998 Agreement  Safety of Automated Driving Systems	UN Regulation under the 1958 Agreement  Uniform provisions concerning the approval of motor vehicles with regard to their Automated Driving Systems
Contents Regulation	Contents Regulation
1. Scope	1. Scope
2. Definitions	2. Definitions
3. General requirements	3. Application for approval
4. ADS safety requirements	4. Approval
4.1. ADS performance of the DDT	5. General requirements
4.2. Safety of ADS and user interactions	6. ADS safety requirements
4.3. Other ADS safety requirements	6.1. ADS performance of the DDT
5. Manufacturer requirements	6.2. Safety of ADS and user interactions
5.1. Safety Management Systems	6.3. Other ADS safety requirements
5.2. Test Environments	7. Manufacturer requirements
5.3. Safety case for an ADS	7.1. Safety Management Systems
5.4. Post-deployment safety	7.2. Test environments
6. Compliance assessments	7.3. Safety case for an ADS
6.1. Audit of the Safety Management System	7.4. Post-deployment safety
6.2. Assessment of the test environments	8. Compliance assessments
6.3. Assessment of the safety case	8.1. Audit of the Safety Management System
6.4. Post-deployment safety assessment	8.2. Assessment of the test environments
	8.3. Assessment of the safety case
	8.4. Post-deployment safety assessment
	9. Modifications and extension of approval of the vehicle type
	10. Conformity of Production
	11. Penalties for non-conformity of production
	12. Production definitively discontinued

UN Global Technical Regulation under the 1998 Agreement Safety of Automated Driving Systems	UN Regulation under the 1958 Agreement Uniform provisions concerning the approval of motor vehicles with regard to their Automated Driving Systems
<p>Annexes</p> <p>1 List of Reportable Occurrences by Reporting Type</p> <p>2 In-Service Reporting Template: Short-term Reporting</p> <p>3 In-Service Reporting Template: Periodic Reporting</p> <p>4 Threshold Definitions</p> <p>5 ODD-based Behavioural Competencies and Scenario Identification Approach</p> <p>6 Data Storage Systems for Automated Driving</p>	<p>13. Names and addresses of Technical Services responsible for conducting approval tests and of Type Approval Authorities</p> <p>1 Communication</p> <p>2 Examples of arrangements of approval marks</p> <p>3 List of Reportable Occurrences by Reporting Type</p> <p>4 In-Service Reporting Template: Short-term Reporting</p> <p>5 In-Service Reporting Template: Periodic Reporting</p> <p>6 Threshold Definitions</p> <p>7 ODD-based Behavioural Competencies and Scenario Identification Approach</p> <p>8 Data Storage Systems for Automated Driving</p>
<p>1. Scope</p> <p>1.1. This GTR applies to the Automated Driving Systems of vehicles of categories 1 and 2.</p> <p>2. Definitions</p> <p>2.1. “Automated Driving System (ADS)” means the vehicle hardware and software that are collectively capable of performing the entire Dynamic Driving Task (DDT) on a sustained basis.<sup>1</sup></p>	<p>1. Scope</p> <p>1.1. This Regulation applies to the approval of vehicles of categories M, N, L6, and L7 with regard to their Automated Driving Systems.</p> <p>1.2. This Regulation does not apply to vehicles with regard to any ADS feature that has been approved pursuant to UN Regulation No. 157 as an Automated Lane Keeping System (ALKS) except with regard to the integration of the ALKS with the ADS and any interaction of the ALKS with other ADS features.</p> <p>2. Definitions</p> <p>2.1. “Automated Driving System (ADS)” means the vehicle hardware and software that are collectively capable of performing the entire Dynamic Driving Task (DDT) on a sustained basis.<sup>1</sup></p>

<sup>1</sup> This definition is based on SAE J3016 and ISO/PAS 22736 (Taxonomy and Definitions for Terms Related to Driving Automation Systems for On-Road Motor Vehicles). These standards define levels of driving automation based on the

UN Global Technical Regulation under the 1998 Agreement		UN Regulation under the 1958 Agreement	
Safety of Automated Driving Systems		Uniform provisions concerning the approval of motor vehicles with regard to their Automated Driving Systems	
2.2.	“ <i>ADS vehicle</i> ” means a vehicle equipped with an ADS.	2.2.	“ <i>ADS vehicle</i> ” means a vehicle equipped with an ADS.
2.3.	“ <i>Dynamic Driving Task (DDT)</i> ” means the real-time operational and tactical functions required to operate the vehicle.	2.3.	“ <i>Dynamic Driving Task (DDT)</i> ” means the real-time operational and tactical functions required to operate the vehicle.
2.3.1.	When the ADS feature is active, the DDT is always performed in its entirety by the ADS which means the whole of the tactical and operational functions necessary to operate the vehicle (i.e., the ADS performs “the entire DDT” as stated in the definition of an “Automated Driving System” under para. 2.2.). These functions can be grouped into three interdependent categories: sensing and perception, planning and decision, and control.	2.3.1.	When the ADS feature is active, the DDT is always performed in its entirety by the ADS which means the whole of the tactical and operational functions necessary to operate the vehicle (i.e., the ADS performs “the entire DDT” as stated in the definition of an “Automated Driving System” under para. 2.2.). These functions can be grouped into three interdependent categories: sensing and perception, planning and decision, and control.
2.3.2.	Sensing and perception include: <ul style="list-style-type: none"> <li>(a) Monitoring the driving environment via object and event detection, recognition, and classification,</li> <li>(b) Perceiving other vehicles and road users, the roadway and its fixtures, objects in the vehicle’s driving environment and relevant environmental conditions,</li> <li>(c) Sensing the ODD boundaries, if any, of the ADS feature, and</li> <li>(d) Positional awareness.</li> </ul>	2.3.2.	Sensing and perception include: <ul style="list-style-type: none"> <li>(a) Monitoring the driving environment via object and event detection, recognition, and classification,</li> <li>(b) Perceiving other vehicles and road users, the roadway and its fixtures, objects in the vehicle’s driving environment and relevant environmental conditions,</li> <li>(c) Sensing the ODD boundaries, if any, of the ADS feature, and</li> <li>(d) Positional awareness.</li> </ul>
2.3.3.	Planning and decision include: <ul style="list-style-type: none"> <li>(a) Predicting actions of other road users,</li> <li>(b) Response preparation, and</li> <li>(c) Manoeuvre planning.</li> </ul>	2.3.3.	Planning and decision include: <ul style="list-style-type: none"> <li>(a) Predicting actions of other road users,</li> <li>(b) Response preparation, and</li> <li>(c) Manoeuvre planning.</li> </ul>
2.3.4.	Control includes: <ul style="list-style-type: none"> <li>(a) Object and event response execution,</li> </ul>	2.3.4.	Control includes: <ul style="list-style-type: none"> <li>(a) Object and event response execution,</li> </ul>

functionality of the driving automation system feature as determined by an allocation of roles in DDT and DDT fallback performance between that feature and the (human) user (if any). The term “Automated Driving System” is used specifically to describe a Level 3, 4, or 5 driving automation system.

UN Global Technical Regulation under the 1998 Agreement Safety of Automated Driving Systems	UN Regulation under the 1958 Agreement Uniform provisions concerning the approval of motor vehicles with regard to their Automated Driving Systems
<ul style="list-style-type: none"> <li>(b) Lateral vehicle motion control,</li> <li>(c) Longitudinal vehicle motion control, and</li> <li>(d) Enhancing conspicuity via lighting and signalling.</li> </ul>	<ul style="list-style-type: none"> <li>(b) Lateral vehicle motion control,</li> <li>(c) Longitudinal vehicle motion control, and</li> <li>(d) Enhancing conspicuity via lighting and signalling.</li> </ul>
2.3.5. The DDT excludes strategic functions.	2.3.5. The DDT excludes strategic functions.
2.4. “Real time” means the actual time during which a process or event occurs.	2.4. “Real time” means the actual time during which a process or event occurs.
2.5. “(ADS) function” means an ADS hardware and software capability designed to perform a specific portion of the DDT.	2.5. “(ADS) function” means an ADS hardware and software capability designed to perform a specific portion of the DDT.
2.5.1. “Operational function” means a capability to control the real-time motion of the vehicle. <sup>2</sup>	2.5.1. “Operational function” means a capability to control the real-time motion of the vehicle. <sup>2</sup>
2.5.2. “Tactical function” means a capability to perceive the vehicle environment and control real-time planning, decision, and execution of manoeuvres, including conspicuity of the vehicle and its motion. <sup>3</sup>	2.5.2. “Tactical function” means a capability to perceive the vehicle environment and control real-time planning, decision, and execution of manoeuvres, including conspicuity of the vehicle and its motion. <sup>3</sup>
2.5.3. “Strategic function” means a capability to issue commands, instructions, or guidance for execution by an ADS. <sup>4</sup>	2.5.3. “Strategic function” means a capability to issue commands, instructions, or guidance for execution by an ADS. <sup>4</sup>
2.6. “(ADS) feature” means an application of an ADS designed specifically for use within an Operational Design Domain (ODD).	2.6. “(ADS) feature” means an application of an ADS designed specifically for use within an Operational Design Domain (ODD).
2.6.1. “ADS feature of type 1 (ADSF-1)” means an ADS feature which includes an ADS fallback response requiring a fallback user.	2.6.1. “ADS feature of type 1 (ADSF-1)” means an ADS feature which includes an ADS fallback response requiring a fallback user.
2.6.2. “ADS feature of type 2 (ADSF-2)” means an ADS feature which does not include an ADS fallback response requiring a fallback user.	2.6.2. “ADS feature of type 2 (ADSF-2)” means an ADS feature which does not include an ADS fallback response requiring a fallback user.

<sup>2</sup> Operational functions involve executing micro-changes in steering, braking, and accelerating to maintain lane position or proper vehicle separation and immediate responsive actions to avoid crashes in critical driving situations.

<sup>3</sup> Examples include deciding whether to overtake a vehicle or change lanes, signalling intended manoeuvres, deciding when to initiate the manoeuvre, choosing the proper speed, and executing the manoeuvre.

<sup>4</sup> Examples include setting the starting point, destination, route, and way points to be used by an ADS during a trip.

UN Global Technical Regulation under the 1998 Agreement Safety of Automated Driving Systems	UN Regulation under the 1958 Agreement Uniform provisions concerning the approval of motor vehicles with regard to their Automated Driving Systems
2.7. “(ADS feature) active” means an ADS Feature is performing the DDT.	2.7. “(ADS feature) active” means an ADS Feature is performing the DDT.
2.8. “(ADS feature) activation” means the act of changing the operational state of an ADS feature, from available to active.	2.8. “(ADS feature) activation” means the act of changing the operational state of an ADS feature, from available to active.
2.9. “(ADS feature) available” means the operational state of an ADS feature pursuant to the ADS verification that the ODD conditions of the feature have been met and prior to activation of the feature.	2.9. “(ADS feature) available” means the operational state of an ADS feature pursuant to the ADS verification that the ODD conditions of the feature have been met and prior to activation of the feature.
2.10. “(ADS feature) deactivation” means the act of changing the operational state of the ADS feature from the state in which it is performing all of the DDT to the state in which it is performing none of the DDT. [This could be a user-initiated deactivation to manual driving, a system-initiated deactivation to manual driving or the system returning to ADS Standby whilst the vehicle is stopped.]	2.10. “(ADS feature) deactivation” means the act of changing the operational state of the ADS feature, from the state in which it is performing all of the DDT to the state in which it is performing none of the DDT. [This could be a user-initiated deactivation to manual driving, a system-initiated deactivation to manual driving or the system returning to ADS Standby whilst the vehicle is stopped.]
2.11. [“Data Storage System for Automated Driving (DSSAD)” means a capability of a vehicle to monitor and enable evaluation of the performance of the ADS.]	2.11. [“Data Storage System for Automated Driving (DSSAD)” means a capability of a vehicle to monitor and enable evaluation of the performance of the ADS.]
2.11.1. [“(DSSAD) triggering event” means a time-stamped data element which triggers the recording and storing of time-series data elements.]	2.11.1. [“(DSSAD) triggering event” means a time-stamped data element which triggers the recording and storing of time-series data elements.]
2.11.2. “Emergency manoeuvre” means a manoeuvre performed by the system in case of an event in which the vehicle is at imminent collision risk and has the purpose of avoiding or mitigating a collision.	2.11.2. “Emergency manoeuvre” means a manoeuvre performed by the system in case of an event in which the vehicle is at imminent collision risk and has the purpose of avoiding or mitigating a collision.
2.11.3. “Imminent collision risk” means a situation or an event which leads to a collision of the vehicle with another road user or an obstacle which cannot be avoided by a braking demand lower than 5 m/s <sup>2</sup> .	2.11.3. “Imminent collision risk” means a situation or an event which leads to a collision of the vehicle with another road user or an obstacle which cannot be avoided by a braking demand lower than 5 m/s <sup>2</sup> .

UN Global Technical Regulation under the 1998 Agreement Safety of Automated Driving Systems	UN Regulation under the 1958 Agreement Uniform provisions concerning the approval of motor vehicles with regard to their Automated Driving Systems
2.11.4. [“ <i>Detected objects</i> ” shall mean objects detected by the perception system of the vehicle and classified by the ADS as relevant for the purpose of performing a dynamic driving task. Objects with a negative relative velocity shall be deemed relevant.]	2.11.4. [“ <i>Detected objects</i> ” shall mean objects detected by the perception system of the vehicle and classified by the ADS as relevant for the purpose of performing a dynamic driving task. Objects with a negative relative velocity shall be deemed relevant.]
2.12. “ <i>Operational Design Domain (ODD)</i> ” means the operating conditions under which an ADS feature is specifically designed to function.	2.12. “ <i>Operational Design Domain (ODD)</i> ” means the operating conditions under which an ADS feature is specifically designed to function.
2.12.1. “ <i>ODD exit</i> ” means: <ul style="list-style-type: none"> <li>(a) the presence of one or more ODD conditions outside the limits defined for use of the ADS feature, and/or</li> <li>(b) the absence of one or more conditions required to fulfil the ODD conditions of the ADS feature.</li> </ul>	2.12.1. “ <i>ODD exit</i> ” means: <ul style="list-style-type: none"> <li>(a) the presence of one or more ODD conditions outside the limits defined for use of the ADS feature, and/or</li> <li>(b) the absence of one or more conditions required to fulfil the ODD conditions of the ADS feature.</li> </ul>
2.13. “ <i>Occurrence</i> ” means a safety-relevant event involving an ADS vehicle. <sup>5</sup>	2.13. “ <i>Occurrence</i> ” means a safety-relevant event involving an ADS vehicle. <sup>5</sup>
2.13.1. “ <i>Critical Occurrence</i> ” means an occurrence during which at least one of the following criteria is fulfilled: <ul style="list-style-type: none"> <li>(a) At least one person suffers an injury that requires medical attention or dies as a result of being in the vehicle or being involved in the event,</li> <li>(b) The ADS vehicle, other vehicles, or stationary objects sustain physical damage that exceeds a certain threshold, or</li> <li>(c) Any vehicle involved in the event experiences a deployment of any non-reversible occupant restraint system, vulnerable road user secondary safety system, or the delta-V thresholds to be met, whichever occurs first.</li> </ul>	2.13.1. “ <i>Critical Occurrence</i> ” means an occurrence during which at least one of the following criteria is fulfilled: <ul style="list-style-type: none"> <li>(a) At least one person suffers an injury that requires medical attention or dies as a result of being in the vehicle or being involved in the event,</li> <li>(b) The ADS vehicle, other vehicles, or stationary objects sustain physical damage that exceeds a certain threshold, or</li> <li>(c) Any vehicle involved in the event experiences a deployment of any non-reversible occupant restraint system, vulnerable road user secondary safety system, or the delta-V thresholds to be met, whichever occurs first.</li> </ul>

<sup>5</sup> The occurrences to be reported are listed in Annex 3.

UN Global Technical Regulation under the 1998 Agreement	UN Regulation under the 1958 Agreement
Safety of Automated Driving Systems	Uniform provisions concerning the approval of motor vehicles with regard to their Automated Driving Systems
2.13.2.     “ <i>Significant Occurrence</i> ” means occurrences which are not “Critical Occurrences” but require to be reported on short term basis due to their relevance on safety.	2.13.2.     “ <i>Significant Occurrence</i> ” means occurrences which are not “Critical Occurrences” but require to be reported on short term basis due to their relevance on safety.
2.13.3.     “ <i>Vulnerable road user secondary safety system</i> ” means a deployable vehicle system outside the occupant compartment designed to mitigate injury consequences to vulnerable road users during a collision.	2.13.3.     “ <i>Vulnerable road user secondary safety system</i> ” means a deployable vehicle system outside the occupant compartment designed to mitigate injury consequences to vulnerable road users during a collision.
2.14.       “ <i>(ADS) user</i> ” means a human user of an ADS vehicle.	2.14.       “ <i>(ADS) user</i> ” means a human user of an ADS vehicle.
2.14.1.     “ <i>Occupant</i> ” means an ADS user located inside an ADS vehicle.	2.14.1.     “ <i>Occupant</i> ” means an ADS user located inside an ADS vehicle.
2.14.2.     “ <i>Driver</i> ” means an ADS user who performs in real time part or all of the DDT for a particular ADS vehicle.	2.14.2.     “ <i>Driver</i> ” means an ADS user who performs in real time part or all of the DDT for a particular ADS vehicle.
2.14.3.     “ <i>Fallback user</i> ” means an occupant designated to perform the DDT pursuant to an ADS fallback response.	2.14.3.     “ <i>Fallback user</i> ” means an occupant designated to perform the DDT pursuant to an ADS fallback response.
2.14.4.     “ <i>(ADS vehicle) Passenger</i> ” means an occupant who is not a driver or fallback user.	2.14.4.     “ <i>(ADS vehicle) Passenger</i> ” means an occupant who is not a driver or fallback user.
2.15.       “ <i>ADS fallback response</i> ” means a system-initiated deactivation procedure or an ADS-controlled procedure to place the vehicle in a mitigated risk condition (MRC).	2.15.       “ <i>ADS fallback response</i> ” means a system-initiated deactivation procedure or an ADS-controlled procedure to place the vehicle in a mitigated risk condition (MRC).
2.16.       “ <i>System-initiated deactivation of the ADS</i> ” means a procedure by which the ADS initiates the transfer of performance of the DDT from an ADSF-1 to a fallback user.	2.16.       “ <i>System-initiated deactivation of the ADS</i> ” means a procedure by which the ADS initiates the transfer of performance of the DDT from an ADSF-1 to a fallback user.
2.17.       “ <i>User-initiated deactivation of the ADS</i> ” means a procedure by which the user initiates the transfer of performance of the DDT from an ADS feature to the user. <sup>6</sup>	2.17.       “ <i>User-initiated deactivation of the ADS</i> ” means a procedure by which the user initiates the transfer of performance of the DDT from an ADS feature to the user. <sup>6</sup>

<sup>6</sup> Where an ADSF-2 suggests that a user might optionally take control, this shall be considered a user-initiated deactivation if the user accepts the suggestion.

UN Global Technical Regulation under the 1998 Agreement Safety of Automated Driving Systems	UN Regulation under the 1958 Agreement Uniform provisions concerning the approval of motor vehicles with regard to their Automated Driving Systems
2.18. <i>“Suppressed”</i> , in relation to manual controls, means a condition, in which a control function is limited or has limited effect until a threshold is exceeded.	2.18. <i>“Suppressed”</i> , in relation to manual controls, means a condition, in which a control function is limited or has limited effect until a threshold is exceeded.
2.19. <i>“Remote termination”</i> means the act of remotely disabling one or more ADS features of one or more vehicles.	2.19. <i>“Remote termination”</i> means the act of remotely disabling one or more ADS features of one or more vehicles.
2.20. <i>“Mitigated Risk Condition (MRC)”</i> means a stable and stopped state of the vehicle that reduces the risk of a crash.	2.20. <i>“Mitigated Risk Condition (MRC)”</i> means a stable and stopped state of the vehicle that reduces the risk of a crash.
2.21. <i>“Other road user (ORU)”</i> means any entity making use of publicly accessible road infrastructure.	2.21. <i>“Other road user (ORU)”</i> means any entity making use of publicly accessible road infrastructure.
2.21.1. <i>“Road-safety agent”</i> means a human engaged in directing traffic, enforcing traffic laws, and/or responding to traffic incidents.	2.21.1. <i>“Road-safety agent”</i> means a human engaged in directing traffic, enforcing traffic laws, and/or responding to traffic incidents.
2.21.2. <i>“Priority vehicle”</i> means a vehicle subject to exemptions, authorizations, and/or right-of-way under traffic laws while performing a specified function	2.21.2. <i>“Priority vehicle”</i> means a vehicle subject to exemptions, authorizations, and/or right-of-way under traffic laws while performing a specified function
2.22. <i>“Behavioural competency”</i> means an expected and verifiable capability of an ADS feature to operate a vehicle within the ODD of the feature.	2.22. <i>“Behavioural competency”</i> means an expected and verifiable capability of an ADS feature to operate a vehicle within the ODD of the feature.
2.23. <i>“Failure”</i> means the termination of an intended behaviour of a system or component due to fault manifestation.	2.23. <i>“Failure”</i> means the termination of an intended behaviour of a system or component due to fault manifestation.
2.24. <i>“Fault”</i> means an abnormal condition that can cause a system or component to fail.	2.24. <i>“Fault”</i> means an abnormal condition that can cause a system or component to fail.
2.25. <i>“Functional safety”</i> means the absence of unreasonable risks under the occurrence of hazards caused by a malfunctioning behaviour of electric/electronic systems (safety hazards resulting from system faults).	2.25. <i>“Functional safety”</i> means the absence of unreasonable risks under the occurrence of hazards caused by a malfunctioning behaviour of electric/electronic systems (safety hazards resulting from system faults).

UN Global Technical Regulation under the 1998 Agreement Safety of Automated Driving Systems	UN Regulation under the 1958 Agreement Uniform provisions concerning the approval of motor vehicles with regard to their Automated Driving Systems
2.26. “ <i>Safety of the intended functionality (SOTIF)</i> ” means the absence of unreasonable risk due to hazards resulting from functional insufficiencies of the intended functionality or reasonably foreseeable misuse.	2.26. “ <i>Safety of the intended functionality (SOTIF)</i> ” means the absence of unreasonable risk due to hazards resulting from functional insufficiencies of the intended functionality or reasonably foreseeable misuse.
2.27. “ <i>Safety Management System (SMS)</i> ” means a systematic approach to managing safety that encompasses and integrates organisational, human, and technical factors: <ul style="list-style-type: none"> <li>(a) Human component ensuring the ADS lifecycle is monitored by personnel with appropriate skills, training, and understanding to identify risks and appropriate mitigation measures to identify risks and appropriate mitigation measures while accounting for the possibility of human errors;</li> <li>(b) Organisational component procedures and methods that help to manage the identified risks, understand their relationships and interactions with other risks and mitigation measures, and help to ensure that there are no unforeseen consequences; and</li> <li>(c) Technical component using appropriate tools and equipment.</li> </ul>	2.27. “ <i>Safety Management System (SMS)</i> ” means a systematic approach to managing safety that encompasses and integrates organisational, human, and technical factors: <ul style="list-style-type: none"> <li>(a) Human component ensuring the ADS lifecycle is monitored by personnel with appropriate skills, training, and understanding to identify risks and appropriate mitigation measures to identify risks and appropriate mitigation measures while accounting for the possibility of human errors;</li> <li>(b) Organisational component procedures and methods that help to manage the identified risks, understand their relationships and interactions with other risks and mitigation measures, and help to ensure that there are no unforeseen consequences; and</li> <li>(c) Technical component using appropriate tools and equipment.</li> </ul>
2.28. “ <i>Test method</i> ” means a structured approach to consistently derive knowledge about the performance of an ADS by means of executing tests.	2.28. “ <i>Test method</i> ” means a structured approach to consistently derive knowledge about the performance of an ADS by means of executing tests.
2.29. “ <i>Virtual testing</i> ” means a type of testing that uses a simulation toolchain(s) to generate evidence for the manufacturer’s safety case.	2.29. “ <i>Virtual testing</i> ” means a type of testing that uses a simulation toolchain(s) to generate evidence for the manufacturer’s safety case.
2.29.1. “ <i>Simulation</i> ” means the imitation of the operation of a real-world process or system over time utilizing a software implementation for some (or all) of the models, tools or test environment.	2.29.1. “ <i>Simulation</i> ” means the imitation of the operation of a real-world process or system over time utilizing a software implementation for some (or all) of the models, tools or test environment.

UN Global Technical Regulation under the 1998 Agreement Safety of Automated Driving Systems	UN Regulation under the 1958 Agreement Uniform provisions concerning the approval of motor vehicles with regard to their Automated Driving Systems
2.29.2. “ <i>Simulation toolchain</i> ” means a simulation tool or a combination of simulation tools that are used to generate evidence for the manufacturer’s safety case.	2.29.2. “ <i>Simulation toolchain</i> ” means a simulation tool or a combination of simulation tools that are used to generate evidence for the manufacturer’s safety case.
2.29.3. “ <i>Model</i> ” means a description or representation of a system, entity, phenomenon, or process.	2.29.3. “ <i>Model</i> ” means a description or representation of a system, entity, phenomenon, or process.
2.29.4. “ <i>(Model) parameter</i> ” means a numerical value inferred from real-world data and used to represent a system characteristic.	2.29.4. “ <i>(Model) parameter</i> ” means a numerical value inferred from real-world data and used to represent a system characteristic.
2.29.5. “ <i>Stochastic model</i> ” means a model involving or containing a random variable or variables pertaining to chance or probability.	2.29.5. “ <i>Stochastic model</i> ” means a model involving or containing a random variable or variables pertaining to chance or probability.
2.29.6. “ <i>Validation (of a simulation model)</i> ” means the process of determining the degree to which a simulation model is an accurate representation of the real world from the perspective of its intended uses.	2.29.6. “ <i>Validation (of a simulation model)</i> ” means the process of determining the degree to which a simulation model is an accurate representation of the real world from the perspective of its intended uses.
2.29.7. “ <i>Verification (of a simulation model)</i> ” means the process of determining the extent to which a simulation model or a virtual testing tool is compliant with its requirements and specifications as detailed in its conceptual models, mathematical models, or other constructs.	2.29.7. “ <i>Verification (of a simulation model)</i> ” means the process of determining the extent to which a simulation model or a virtual testing tool is compliant with its requirements and specifications as detailed in its conceptual models, mathematical models, or other constructs.
2.29.8. “ <i>Sensor Stimulation</i> ” means a technique whereby artificially generated signals are provided to trigger the element under testing in order to produce the result required for evaluation of the element.	2.29.8. “ <i>Sensor Stimulation</i> ” means a technique whereby artificially generated signals are provided to trigger the element under testing in order to produce the result required for evaluation of the element.
2.30. “ <i>Test track</i> ” mean a facility, including a proving ground or roadway, closed to public traffic and designed to enable physical assessment of an ADS and/or ADS vehicle performance, e.g., via sensor stimulation and/or the use of dummy devices.	2.30. “ <i>Test track</i> ” mean a facility, including a proving ground or roadway, closed to public traffic and designed to enable physical assessment of an ADS and/or ADS vehicle performance, e.g., via sensor stimulation and/or the use of dummy devices.

UN Global Technical Regulation under the 1998 Agreement Safety of Automated Driving Systems	UN Regulation under the 1958 Agreement Uniform provisions concerning the approval of motor vehicles with regard to their Automated Driving Systems
2.31. “ <i>Edge Case</i> ” means a low-probability occurrence that might arise within the ODD of an ADS and that warrants specific design attention due to the potential severity of outcomes that might result from encountering such a situation or condition.	2.31. “ <i>Edge Case</i> ” means a low-probability occurrence that might arise within the ODD of an ADS and that warrants specific design attention due to the potential severity of outcomes that might result from encountering such a situation or condition.
2.32. “ <i>Safety case</i> ” means structured documentation that provides a compelling, comprehensible, and valid case that the ADS meets the relevant ADS requirements of this regulation and is free from unreasonable risks to the ADS vehicle user(s) and other road users.	2.32. “ <i>Safety case</i> ” means structured documentation that provides a compelling, comprehensible, and valid case that the ADS meets the relevant ADS requirements of this regulation and is free from unreasonable risks to the ADS vehicle user(s) and other road users.
2.32.1. “ <i>Argument</i> ” means a written explanation within a safety case that captures the logical connections between a claim and the evidence for achievement of that claim.	2.32.1. “ <i>Argument</i> ” means a written explanation within a safety case that captures the logical connections between a claim and the evidence for achievement of that claim.
2.32.2. “ <i>Claim</i> ” means a verifiable statement within a safety case.	2.32.2. “ <i>Claim</i> ” means a verifiable statement within a safety case.
2.32.3. “ <i>Evidence</i> ” means material pertinent to demonstrating the validity of a claim such as physical test results, simulation results, analyses with supporting data, etc.	2.32.3. “ <i>Evidence</i> ” means material pertinent to demonstrating the validity of a claim such as physical test results, simulation results, analyses with supporting data, etc.
2.33. “ <i>Safety concept</i> ” means a description of the measures designed into the ADS so that it operates in such a way that it is free of unreasonable safety risks to the ADS vehicle user(s) and other road users in every operating condition relevant to the ODD.	2.33. “ <i>Safety concept</i> ” means a description of the measures designed into the ADS so that it operates in such a way that it is free of unreasonable safety risks to the ADS vehicle user(s) and other road users in every operating condition relevant to the ODD.
2.34. “ <i>(Driving) situation</i> ” means the conditions surrounding a vehicle (including other road users).	2.34. “ <i>(Driving) situation</i> ” means the conditions surrounding a vehicle (including other road users).
2.34.1. “ <i>Nominal situation</i> ” means a driving situation that is neither a critical nor failure situation.	2.34.1. “ <i>Nominal situation</i> ” means a driving situation that is neither a critical nor failure situation.
2.34.2. “ <i>Critical situation</i> ” means a driving situation that requires prompt action by the ADS to avoid or mitigate the risk of a crash that could result in adverse consequences on human health or property damage.	2.34.2. “ <i>Critical situation</i> ” means a driving situation that requires prompt action by the ADS to avoid or mitigate the risk of a crash that could result in adverse consequences on human health or property damage.

UN Global Technical Regulation under the 1998 Agreement Safety of Automated Driving Systems	UN Regulation under the 1958 Agreement Uniform provisions concerning the approval of motor vehicles with regard to their Automated Driving Systems
2.34.3. “ <i>Failure situation</i> ” means a driving situation where a failure compromises the capability of the ADS to perform the entire DDT.	2.34.3. “ <i>Failure situation</i> ” means a driving situation where a failure compromises the capability of the ADS to perform the entire DDT.
2.35. “ <i>Traffic scenario</i> ” means a representation of a sequence of driving situations that can occur during a given trip.	2.35. “ <i>Traffic scenario</i> ” means a representation of a sequence of driving situations that can occur during a given trip.
2.35.1. “ <i>Nominal scenario</i> ” means a traffic scenario representing one or more nominal driving situations.	2.35.1. “ <i>Nominal scenario</i> ” means a traffic scenario representing one or more nominal driving situations.
2.35.2. “ <i>Critical scenario</i> ” means a traffic scenario representing one or more critical situations.	2.35.2. “ <i>Critical scenario</i> ” means a traffic scenario representing one or more critical situations.
2.35.3. “ <i>Failure scenario</i> ” means a means a traffic scenario representing one or more failure situations.	2.35.3. “ <i>Failure scenario</i> ” means a means a traffic scenario representing one or more failure situations.
2.35.4. “ <i>Functional scenario</i> ” means a basic traffic scenario describing a situation and its corresponding elements at the highest level of abstraction in natural, non-technical language. <sup>7</sup>	2.35.4. “ <i>Functional scenario</i> ” means a basic traffic scenario describing a situation and its corresponding elements at the highest level of abstraction in natural, non-technical language. <sup>7</sup>
2.35.5. “ <i>Logical scenario</i> ” means a traffic scenario elaborated at a lower level of abstraction to include value ranges or probability distributions for each element of the corresponding functional scenario. <sup>8</sup>	2.35.5. “ <i>Logical scenario</i> ” means a traffic scenario elaborated at a lower level of abstraction to include value ranges or probability distributions for each element of the corresponding functional scenario. <sup>8</sup>
2.35.6. “ <i>Concrete scenario</i> ” means a traffic scenario at a level of abstraction in which specific values have been selected for each element from the continuous ranges as may be defined in the corresponding logical scenario.	2.35.6. “ <i>Concrete scenario</i> ” means a traffic scenario at a level of abstraction in which specific values have been selected for each element from the continuous ranges as may be defined in the corresponding logical scenario.
2.36. “ <i>Post-production phase</i> ” means the period in which an ADS vehicle is no longer produced until the end-of-life of all ADS vehicles of the same type. The phase ends when there are no longer any operational ADS vehicles of a specific ADS type.	2.36. “ <i>Post-production phase</i> ” means the period in which an ADS vehicle is no longer produced until the end-of-life of all ADS vehicles of the same type. The phase ends when there are no longer any operational ADS vehicles of a specific ADS type.

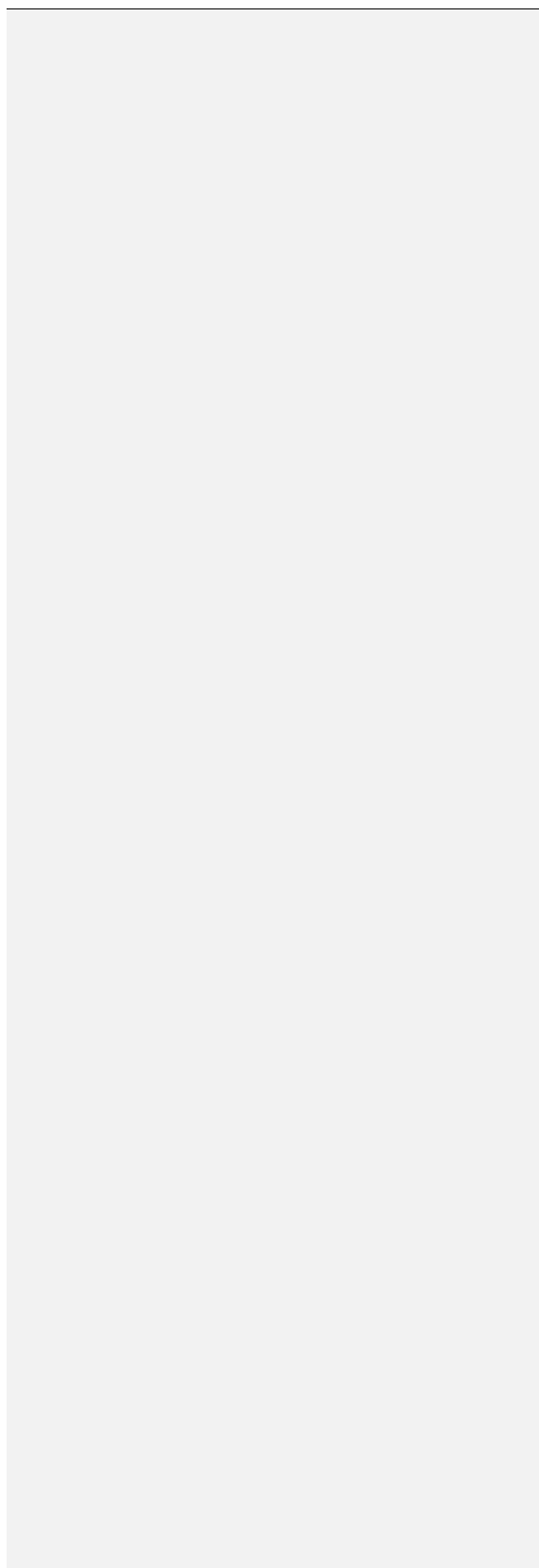
<sup>7</sup> For example, a description of the ego vehicle’s actions, the interactions of the ego vehicle with other road users and objects, and other elements that compose the scenario such as environmental conditions.

<sup>8</sup> For example, elaborating the lane element to cover possible lane widths.

UN Global Technical Regulation under the 1998 Agreement Safety of Automated Driving Systems	UN Regulation under the 1958 Agreement Uniform provisions concerning the approval of motor vehicles with regard to their Automated Driving Systems
<p>2.37. <i>“Useful life (of an ADS vehicle)”</i> means the duration during which an ADS vehicle is in an operational state under which it may be driven on public roads regardless of the operational state of the ADS.</p> <p>2.38. <i>“Safety relevant object”</i> means an object which if collided with is likely to cause non-trivial damage to the vehicle or that is likely to pose a safety risk to other road users, vehicle occupants or infrastructure.</p>	<p>2.37. <i>“Useful life (of an ADS vehicle)”</i> means the duration during which an ADS vehicle is in an operational state under which it may be driven on public roads regardless of the operational state of the ADS.</p> <p>2.38. <i>“Safety relevant object”</i> means an object which if collided with is likely to cause non-trivial damage to the vehicle or that is likely to pose a safety risk to other road users, vehicle occupants or infrastructure.</p>
This area is intentionally blank in the original document	<p>[2.39 <i>“Vehicle Type with regard to its Automated Driving System (ADS)”</i> means a category of vehicles which do not differ in such essential aspects as:</p> <ul style="list-style-type: none"> <li>(a) The system characteristics and design of the ADS, and</li> <li>(b) Vehicle features which significantly influence the performance of the ADS.] <p>3. Application for Approval</p> <p>3.1. The application for approval of a vehicle type with regard to the ADS shall be submitted by the manufacturer or by its duly accredited representative.</p> <p>3.2. The application shall be accompanied by the documents mentioned below in triplicate:</p> <ul style="list-style-type: none"> <li>(a) A certificate of compliance for the SMS in accordance with this regulation.</li> </ul> </li></ul>

UN Global Technical Regulation  
under the 1998 Agreement  
Safety of Automated Driving Systems

UN Regulation  
under the 1958 Agreement  
Uniform provisions concerning the approval of  
motor vehicles with regard to their Automated  
Driving Systems



(b) A description of the vehicle type with regard to the items mentioned in paragraph [XXX], together with a documentation package as required in Annex [X] which gives access to the basic design of the ADS and the means by which it is linked to other vehicle systems or by which it directly controls output variables. The numbers and/or symbols identifying the vehicle type shall be specified.

3.3. In cases where information is shown to be covered by intellectual property rights or to constitute specific know-how of the manufacturer or of their suppliers, the manufacturer or their suppliers shall make available sufficient information to enable the checks referred to in this Regulation to be made properly. Such information shall be treated on a confidential basis.

3.4. Certificate of Compliance for a Safety Management System according to paragraph [x] of this Regulation (hereinafter referred to as “Certificate of Compliance for SMS”).

3.4.1. Each Contracting Party issuing type approvals pursuant to this Regulation shall appoint an Approval authority to carry out the assessment of the manufacturer and to issue a Certificate of Compliance for the SMS.

3.4.2. An application for a Certificate of Compliance for SMS shall be submitted by the manufacturer or by their duly accredited representative.

[3.4.3. The application shall be accompanied by the undermentioned documents in triplicate, and by the following in particular: [XXX]. Documents describing the Safety Management System.]

UN Global Technical Regulation under the 1998 Agreement  Safety of Automated Driving Systems	UN Regulation under the 1958 Agreement  Uniform provisions concerning the approval of motor vehicles with regard to their Automated Driving Systems
	3.4.4. A signed declaration using the model as defined in Appendix [X] to Annex [XXX].  3.4.5. In the context of the assessment, the manufacturer shall declare using the model as defined in Appendix [X] to Annex [X] and demonstrate to the satisfaction of the approval authority or its designated technical service that they have the necessary processes to comply with all the requirements for the SMS according to this Regulation.  3.4.6. When this assessment has been satisfactorily completed and in receipt of a signed declaration from the manufacturer according to the model as defined in Appendix [X] to Annex [X], a certificate named “Certificate of Compliance for a Safety Management System as described in Annex [X] to UN Regulation No. [XXX]” shall be granted to the manufacturer.  3.4.7. The approval authority or its designated technical service shall use the model set out in Annex [X] to this Regulation for the Certificate of Compliance for SMS.  [3.4.8. The initial Certificate of Compliance for SMS issued by the approval authority will have a validity of maximum 3 years. The approval authority shall perform a re-assessment within one year after granting the first ADS approval under this the certificate of compliance.]  3.4.9. The approval authority which has granted the Certificate of Compliance for SMS may at any time verify that the requirements for it continue to be met. The approval authority shall withdraw the Certificate of Compliance for SMS if the requirements laid down in this Regulation are no longer met.

UN Global Technical Regulation  
under the 1998 Agreement  
Safety of Automated Driving Systems

UN Regulation  
under the 1958 Agreement

Uniform provisions concerning the approval of  
motor vehicles with regard to their Automated  
Driving Systems

3.4.10. The manufacturer shall inform the approval authority or its designated technical service of any change that will affect the relevance or validity of the Certificate of Compliance for SMS. After consultation with the manufacturer, the approval authority or its designated technical service shall decide whether a new assessment is necessary.


3.4.11. In due time, permitting the approval authority to complete its assessment before the end of the period of validity of the Certificate of Compliance for SMS, the manufacturer shall apply for a new (or for the extension of the existing) Certificate of Compliance for SMS. The approval authority shall, subject to a positive outcome of the assessment, issue a new Certificate of Compliance or an extension of the existing Certificate of Compliance with a validity for a further period of maximum three years. The approval authority shall verify that the SMS continues to comply with the requirements of this Regulation. The approval authority shall issue a new certificate (or extend the existing certificate) in cases where changes have been brought to the attention of the approval authority or its designated technical service and assessment of the changes result in a positive judgement.

3.4.12. The expiry or withdrawal of the manufacturer's Certificate of Compliance for SMS shall be considered, with regard to the vehicle types to which the SMS concerned was relevant, as modification of approval, as referred to in this regulation, which may include the withdrawal of the approval if the conditions for granting the approval are no longer met.

UN Global Technical Regulation under the 1998 Agreement Safety of Automated Driving Systems	UN Regulation under the 1958 Agreement Uniform provisions concerning the approval of motor vehicles with regard to their Automated Driving Systems
	<p>3.5. A vehicle representative of the vehicle type to be approved shall be submitted to the designated technical service responsible for conducting approval tests.</p> <p>3.6. Documentation shall be made available in two parts:</p> <p>(a) The formal documentation package for the approval, containing the material specified in Annex [x] which shall be supplied to the approval authority or its designated technical service at the time of submission of the type-approval application. This documentation package shall be used by the approval authority or its designated technical service as the basic reference for the approval process. The approval authority or its designated technical service shall ensure that this documentation package remains available for at least [10] years from the time when production of the vehicle type was definitively discontinued.</p> <p>(b) Additional material relevant to the requirements of this regulation may be retained by the manufacturer but shall be open for inspection at the time of type approval. The manufacturer shall ensure that any material made open for inspection at the time of type approval remains available for at least a period of 10 years counted from the time when production of the vehicle type is definitively discontinued.</p> <p>4. Approval</p>

UN Global Technical Regulation  
under the 1998 Agreement  
Safety of Automated Driving Systems

UN Regulation  
under the 1958 Agreement  
Uniform provisions concerning the approval of  
motor vehicles with regard to their Automated  
Driving Systems



- 4.1. Approval authorities shall grant, as appropriate, type approval with regard to Automated Driving Systems, only to such vehicle types that satisfy the requirements of this Regulation.
- 4.1.1. The approval authority or its designated technical service shall verify by means of document checks and appropriate testing that the manufacturer has taken the necessary measures relevant for the vehicle type to:
- [Placeholder – list of fundamental aspects that the manufacturer must demonstrate to the TAA and TS; to come from the work of the ‘Assessment’ OPI.]
- 4.1.2. The approval authority or its designated technical service shall verify by testing of a vehicle of the vehicle type that the manufacturer has implemented the measures they have documented. Tests shall be performed by the approval authority or its designated technical service itself, or in collaboration with the manufacturer, by sampling.
- 4.1.2.1. [Testing shall at least include track and real-world testing]
- 4.1.2.2. [Track testing may be omitted if the approval authority or its designated technical service deems the evidence collected by real world testing sufficient to verify that the manufacturer has implemented the measures they have documented.]
- 4.1.3. The approval authority or its designated technical service shall refuse to grant the type approval where the manufacturer has not fulfilled one or more of the requirements of this regulation.

UN Global Technical Regulation under the 1998 Agreement Safety of Automated Driving Systems	UN Regulation under the 1958 Agreement Uniform provisions concerning the approval of motor vehicles with regard to their Automated Driving Systems
	<p>4.1.4 The approval authority shall refuse to grant the type approval where the approval authority or its designated technical service has not received sufficient information from the manufacturer to assess the Automated Driving System of the vehicle type.</p> <p>4.2. Notice of approval or of extension or refusal of approval of a vehicle type pursuant to this Regulation shall be communicated to the Parties to the 1958 Agreement which apply this Regulation, by means of a form conforming to the model in Annex [X] to this Regulation.</p> <p>4.3. Approval authorities shall not grant any type approval without verifying that the manufacturer has put in place satisfactory arrangements and procedures to properly manage all aspects required by this Regulation.</p> <p>4.3.1. The approval authority and its designated technical services shall ensure that, in addition to the criteria laid down in Schedule 2 of the 1958 Agreement, they have:</p> <ul style="list-style-type: none"> <li>(a) Competent personnel with appropriate skills and specific knowledge of functional safety, safety of the intended functionality, modelling and simulation, and human factors.</li> <li>(b) Implemented procedures for the uniform evaluation according to this Regulation.</li> </ul> <p>4.4. For the purpose of paragraph 6.1. of this Regulation, the manufacturer shall ensure that the safety management aspects covered by this Regulation are implemented.</p> <p>[4.5. Approvals covering ADS features which can be activated in the territory of other Contracting Parties]</p>

UN Global Technical Regulation  
under the 1998 Agreement  
Safety of Automated Driving Systems

UN Regulation  
under the 1958 Agreement

Uniform provisions concerning the approval of  
motor vehicles with regard to their Automated  
Driving Systems

4.5.1. Before granting an approval according to this UN Regulation, the granting Approval authority shall contact the Approval Authorities of the respective Contracting Parties in whose territory any feature of the Automated Driving System can be activated, in accordance with Paragraph 1 of Schedule 6 to the 1958 Agreement. The following information shall be provided as a minimum:

(a) [placeholder for list]

[Notwithstanding the period specified in Schedule 6 to the 1958 Agreement, a period of [x days] shall be allowed for replies from the other approval authorities.]

4.5.2. Following the review in accordance with paragraph 5.5.1, in accordance with Article 10 of the 1958 Agreement, the receiving approval authority may give notice to the granting approval authority using the model given in Appendix [X] that the Contracting Party concerned disagrees with the interpretation or application of this UN Regulation \*.

4.5.2.1. [In this case, the granting Approval authority shall ensure that the territory of the Contracting Party concerned is excluded from the ODD of the ADS feature(s) concerned and shall not include that Contracting Party in Appendix [x] to Annex 1.]

4.5.2.2. [If the requirements of paragraph 5.5.2.1. are not fulfilled, in accordance with Article 4 of the 1958 Agreement, the Contracting Party concerned may prohibit the sale and use of such wheeled vehicles in their territory until the dispute is resolved and shall inform the secretariat of the Administrative Committee of this situation.]

UN Global Technical Regulation under the 1998 Agreement  Safety of Automated Driving Systems	UN Regulation under the 1958 Agreement  Uniform provisions concerning the approval of motor vehicles with regard to their Automated Driving Systems
	<p>4.5.3. [In the case that the granting approval authority disagrees with the reasons given by the receiving approval authority in the notification according to paragraph 4.5.2, this dispute shall be settled in accordance with Article 10 and Schedule 6 of the 1958 Agreement. The Contracting Parties shall also inform the relevant subsidiary Working Party of the World Forum for Harmonization of Vehicle Regulations (WP.29) of the diverging interpretations within the meaning of Schedule 6 to the 1958 Agreement. The relevant subsidiary Working Party shall support the settlement of the diverging views and may consult with WP.29 on this if needed.]</p> <p>4.5.4. [In the case that the territory of an additional Contracting Party is added as part of the extension of a type approval, the requirements of paragraphs 4.5.1 to 4.5.3 shall apply mutatis mutandis with respect to that Contracting Party and its approval authority.]</p> <p>4.5.5. [In the case of modifications to a vehicle type resulting in extension of an approval which covers territory of other Contracting Parties, the granting Approval authority shall consider whether these changes constitute new significant interpretations. If so, the approval authorities of the relevant Contracting Parties shall be consulted in accordance with Paragraph 1 of Schedule 6 to the 1958 Agreement. In the case of any dispute, the provisions of paragraphs 5.5.2 and 5.5.3 shall apply.]</p>

<p style="text-align: center;">UN Global Technical Regulation under the 1998 Agreement</p> <p>Safety of Automated Driving Systems</p>	<p style="text-align: center;">UN Regulation under the 1958 Agreement</p> <p>Uniform provisions concerning the approval of motor vehicles with regard to their Automated Driving Systems</p>
<p>3. General requirements</p>	<p>4.6. There shall be affixed, conspicuously and in a readily accessible place specified on the approval form, to every vehicle conforming to a vehicle type approved under this Regulation, an international approval mark consisting of:</p> <ul style="list-style-type: none"> <li>(a) A circle surrounding the letter "E" followed by the distinguishing number of the country which has granted approval(footnote),</li> <li>(b) The number of this Regulation, followed by the letter "R", a dash and the approval number to the right of the circle prescribed in paragraph 5.6.1. above, and</li> <li>(c) An additional symbol consisting of the roman numerals for the type(s) of ADS feature present in the ADS which has been approved.</li> </ul> <p>4.7. If the vehicle conforms to a vehicle type approved under one or more other Regulations annexed to the Agreement, in the country which has granted approval under this Regulation, the symbol prescribed in paragraph 5.6.1. above need not be repeated; in such a case, the Regulation and approval numbers and the additional symbols shall be placed in vertical columns to the right of the symbol prescribed in paragraph 5.6.1. above.</p> <p>4.8. The approval mark shall be clearly legible and be indelible.</p> <p>4.9. The approval mark shall be placed close to or on the vehicle or bodywork data plate affixed by the manufacturer.</p> <p>4.10. Annex [2] to this Regulation gives examples of arrangements of approval marks.</p>
	<p>5. General requirements</p>

UN Global Technical Regulation under the 1998 Agreement Safety of Automated Driving Systems	UN Regulation under the 1958 Agreement Uniform provisions concerning the approval of motor vehicles with regard to their Automated Driving Systems
<i>For drafting purposes, this section is left blank pending further work on writing a complete overview and summary explanation of the regulation. Under a best-case scenario, the leadership approves a complete proposal. Under a worst-case scenario, the submission to GRVA reproduces the current draft text and the IWG explains that the section will be elaborated.</i>	
<p>4. ADS Requirements</p> <p>4.1. Performance of the DDT</p> <p>4.1.1. The ADS shall be capable of performing the entire DDT within the ODD of its feature(s).</p> <p>4.1.2. ADS Performance of the DDT under Nominal Traffic [Situations]</p> <p>4.1.2.1. The driving behaviour of the ADS shall not cause a collision.<sup>9</sup></p> <p>4.1.2.2. The ADS shall adapt its driving behaviour in line with safety risks, this shall at least include:</p> <p style="margin-left: 20px;">(a) Anticipating the risks in the driving environment to reduce the likelihood of encountering a critical situation,</p> <p style="margin-left: 20px;">(b) Adapting its speed in line with safety risks,</p> <p style="margin-left: 20px;">(c) Maintaining appropriate distances from other road users by controlling the longitudinal and lateral motion of the vehicle.</p> <p>4.1.2.3. The ADS shall avoid unreasonable disruption to the flow of traffic in line with safety risks.</p> <p>4.1.2.4. The ADS shall detect and respond to objects and events relevant to its performance of the DDT.</p>	<p>6. ADS Requirements</p> <p>6.1. Performance of the DDT</p> <p>6.1.1. The ADS shall be capable of performing the entire DDT within the ODD of its feature(s).</p> <p>6.1.2. ADS Performance of the DDT in Nominal Traffic [Situations]</p> <p>6.1.2.1. The driving behaviour of the ADS shall not cause a collision.<sup>9</sup></p> <p>6.1.2.2. The ADS shall adapt its driving behaviour in line with safety risks, this shall at least include:</p> <p style="margin-left: 20px;">(a) Anticipating the risks in the driving environment to reduce the likelihood of encountering a critical situation,</p> <p style="margin-left: 20px;">(b) Adapting its speed in line with safety risks, and</p> <p style="margin-left: 20px;">(c) Maintaining appropriate distances from other road users by controlling the longitudinal and lateral motion of the vehicle.</p> <p>6.1.2.3. The ADS shall avoid unreasonable disruption to the flow of traffic in line with safety risks.</p> <p>6.1.2.4. The ADS shall detect and respond to objects and events relevant to its performance of the DDT.</p>

<sup>9</sup> It is acknowledged that establishing causation can be complex, and not always possible. However, where it is established that the behaviour of an ADS caused a collision, this is a non-compliance with this requirement.

UN Global Technical Regulation under the 1998 Agreement Safety of Automated Driving Systems		UN Regulation under the 1958 Agreement Uniform provisions concerning the approval of motor vehicles with regard to their Automated Driving Systems	
4.1.2.5.	The ADS shall detect and respond to priority vehicles in accordance with the applicable traffic law(s).	6.1.2.5.	The ADS shall detect and respond to priority vehicles in accordance with the applicable traffic law(s).
4.1.2.6.	The ADS shall comply with traffic rules in accordance with application of relevant law within the area of operation.	6.1.2.6.	The ADS shall comply with traffic rules in accordance with application of relevant law within the area of operation.
4.1.2.7.	The ADS shall interact safely with other road users.	6.1.2.7.	The ADS shall interact safely with other road users.
4.1.2.8.	The ADS shall avoid collisions with safety-relevant objects.	6.1.2.8.	The ADS shall avoid collisions with safety-relevant objects.
4.1.2.9.	The ADS shall signal its operational status if required by applicable laws.	6.1.2.9.	The ADS shall signal its operational status if required by applicable laws.
4.1.2.10.	Pursuant to a passenger request under para. 5.2.3.1., the ADS shall bring the vehicle to a safe stop. <sup>10</sup>	6.1.2.10.	Pursuant to a passenger request under para. 5.2.3.1., the ADS shall bring the vehicle to a safe stop. <sup>10</sup>
4.1.2.11.	The ADS shall have strategies in place to appropriately detect and respond to instructions from road safety agents.	6.1.2.11.	The ADS shall have strategies in place to appropriately detect and respond to instructions from road safety agents.
4.1.3.	ADS Performance of the DDT under Critical Traffic Scenarios	6.1.3.	ADS Performance of the DDT under Critical Traffic Scenarios
4.1.3.1.	The requirements for DDT performance under nominal situations shall continue to apply during critical situations as far as is reasonably practicable under the specific circumstances with the aim of minimising overall safety risks.	6.1.3.1.	The requirements for DDT performance under nominal situations shall continue to apply during critical situations as far as is reasonably practicable under the specific circumstances with the aim of minimising overall safety risks.
4.1.3.2.	When a collision cannot be avoided, the ADS shall aim to mitigate its severity.	6.1.3.2.	When a collision cannot be avoided, the ADS shall aim to mitigate its severity.
4.1.3.3.	In the event of a collision involving the ADS vehicle, if required to stop by applicable law, the ADS shall stop or fall back to an MRC or bring the vehicle to standstill as appropriate. [During this process the user may initiate deactivation of the ADS if the design of the ADS allows.]	6.1.3.3.	In the event of a collision involving the ADS vehicle, if required to stop by applicable law, the ADS shall stop or fall back to an MRC or bring the vehicle to standstill as appropriate. [During this process the user may initiate deactivation of the ADS if the design of the ADS allows.]
4.1.3.3.1.	The ADS shall not resume travel unless:	6.1.3.3.1.	The ADS shall not resume travel unless:

<sup>10</sup> Para. 4.2.3.1./6.2.3.1.: “The ADS shall provide the passenger(s) with means to request to stop the vehicle.”

UN Global Technical Regulation under the 1998 Agreement Safety of Automated Driving Systems	UN Regulation under the 1958 Agreement Uniform provisions concerning the approval of motor vehicles with regard to their Automated Driving Systems
<ul style="list-style-type: none"> <li>(a) The safe operational state of the ADS vehicle has been verified, and</li> <li>(b) It is permissible under the applicable laws.</li> </ul>	<ul style="list-style-type: none"> <li>(a) The safe operational state of the ADS vehicle has been verified, and</li> <li>(b) It is permissible under the applicable laws.</li> </ul>
<p>4.1.3.3.2. Notwithstanding para. 4.1.3.2.1.(a), if the collision occurred while an ADSF-2 was active, when directed by a road safety agent, the ADS shall move the vehicle unless the ADS determines that the manoeuvre poses an unreasonable safety risk or is not technically possible due to damage. Alternatively, the safety case shall describe how the road safety agent's instructions will be complied with in such circumstances.</p>	<p>6.1.3.3.2. Notwithstanding para. 6.1.3.2.1.(a), if the collision occurred while an ADSF-2 was active, when directed by a road safety agent, the ADS shall move the vehicle unless the ADS determines that the manoeuvre poses an unreasonable safety risk or is not technically possible due to damage. Alternatively, the safety case shall describe how the road safety agent's instructions will be complied with in such circumstances.</p>
<p>4.1.4. ADS Performance of the DDT in Failure [Situations]</p>	<p>6.1.4. ADS Performance of the DDT in Failure [Situations]</p>
<p>4.1.4.1. The requirements for DDT performance in nominal situations shall continue to apply during failure situations as far as is reasonably practicable under the specific circumstances with the aim of minimising overall safety risks.</p>	<p>6.1.4.1. The requirements for DDT performance in nominal situations shall continue to apply during failure situations as far as is reasonably practicable under the specific circumstances with the aim of minimising overall safety risks.</p>
<p>4.1.4.2. The ADS shall detect faults, malfunctions, and abnormalities that compromise its capability to perform the DDT within the ODD.</p>	<p>6.1.4.2. The ADS shall detect faults, malfunctions, and abnormalities that compromise its capability to perform the DDT within the ODD.</p>
<p>4.1.4.3. In response to a fault, the ADS shall either:</p> <ul style="list-style-type: none"> <li>(a) Execute a fallback response and prohibit activation of the impacted feature(s) if the fault prevents the ADS from performing the DDT in accordance with the requirements under paragraph 4.1., or</li> <li>(b) Adapt its performance of the DDT in accordance with the severity of the fault provided the resulting performance complies with the requirements under paragraph 4.1.</li> </ul>	<p>6.1.4.3. In response to a fault, the ADS shall either:</p> <ul style="list-style-type: none"> <li>(a) Execute a fallback response and prohibit activation of the impacted feature(s) if the fault prevents the ADS from performing the DDT in accordance with the requirements under paragraph 6.1., or</li> <li>(b) Adapt its performance of the DDT in accordance with the severity of the fault provided the resulting performance complies with the requirements under paragraph 6.1.</li> </ul>

UN Global Technical Regulation under the 1998 Agreement Safety of Automated Driving Systems		UN Regulation under the 1958 Agreement Uniform provisions concerning the approval of motor vehicles with regard to their Automated Driving Systems	
4.1.4.4.	The ADS shall be capable of remote termination.	6.1.4.4.	The ADS shall be capable of remote termination.
4.1.4.4.1.	Remote termination for an ADS performing the DDT shall be capable of triggering an ADS fallback response.	6.1.4.4.1.	Remote termination for an ADS performing the DDT shall be capable of triggering an ADS fallback response.
4.1.4.4.2.	Remote termination of an ADS or ADS feature(s) shall render it unable to be activated by a user until such time as the remote termination is rescinded.	6.1.4.4.2.	Remote termination of an ADS or ADS feature(s) shall render it unable to be activated by a user until such time as the remote termination is rescinded.
4.1.5.	ADS Performance of the DDT at ODD Boundaries	6.1.5.	ADS Performance of the DDT at ODD Boundaries
4.1.5.1.	The ADS shall recognise the conditions and boundaries of the ODD of its feature(s).	6.1.5.1.	The ADS shall recognise the conditions and boundaries of the ODD of its feature(s).
4.1.5.2.	The ADS shall be able to determine when the conditions are met for activation of each feature.	6.1.5.2.	The ADS shall be able to determine when the conditions are met for activation of each feature.
4.1.5.3.	The ADS shall prevent activation of a feature unless the ODD conditions of the feature are met.	6.1.5.3.	The ADS shall prevent activation of a feature unless the ODD conditions of the feature are met.
4.1.5.4.	The ADS shall execute a fallback response when one or more ODD conditions of the feature in use are no longer met.	6.1.5.4.	The ADS shall execute a fallback response when one or more ODD conditions of the feature in use are no longer met.
4.1.5.4.1.	In response to an ODD exit, ADSF-2 shall aim to bring the ADS vehicle to a stop in a safe location that complies with traffic rules (e.g., a parking space).	6.1.5.4.1.	In response to an ODD exit, ADSF-2 shall aim to bring the ADS vehicle to a stop in a safe location that complies with traffic rules (e.g., a parking space).
4.1.5.5.	The ADS shall be able to anticipate and safely respond to foreseeable exits from the ODD of each feature.	6.1.5.5.	The ADS shall be able to anticipate and safely respond to foreseeable exits from the ODD of each feature.
4.1.6.	Fallbacks to a Mitigated Risk Condition	6.1.6.	Fallbacks to a Mitigated Risk Condition
4.1.6.1.	For ADSF-2, the ADS fallback response shall be to place the vehicle in an MRC. The ADS feature may permit a user-initiated deactivation to interrupt the fallback to an MRC.	6.1.6.1.	For ADSF-2, the ADS fallback response shall be to place the vehicle in an MRC. The ADS feature may permit a user-initiated deactivation to interrupt the fallback to an MRC.

UN Global Technical Regulation under the 1998 Agreement	UN Regulation under the 1958 Agreement
Safety of Automated Driving Systems	Uniform provisions concerning the approval of motor vehicles with regard to their Automated Driving Systems
4.1.6.2. For ADSF-1, if it has not been possible to complete a system-initiated deactivation procedure, the ADS shall execute a fallback to an MRC. During the fallback to MRC the user may initiate deactivation of the ADS.	6.1.6.2. For ADSF-1, if it has not been possible to complete a system-initiated deactivation procedure, the ADS shall execute a fallback to an MRC. During the fallback to MRC the user may initiate deactivation of the ADS.
4.1.6.3. Upon completion of an ADS fallback to an MRC, a user may be permitted to assume control of the vehicle.	6.1.6.3. Upon completion of an ADS fallback to an MRC, a user may be permitted to assume control of the vehicle.
4.2. Interactions between the ADS and its User(s)	6.2. Interactions between the ADS and its User(s)
4.2.1. General requirements	6.2.1. General requirements
4.2.1.1. Safety-relevant information and signals shall be:	6.2.1.1. Safety-relevant information and signals shall be:
(a) Noticeable by the target user(s) under all operating conditions,	(a) Noticeable by the target user(s) under all operating conditions,
(b) Comprehensible and unambiguous, and	(b) Comprehensible and unambiguous, and
(c) Multi-modal (e.g., optical, auditory, haptic) if needed.	(c) Multi-modal (e.g., optical, auditory, haptic) if needed.
4.2.1.2. The ADS shall signal initiation of a fallback to an MRC to the ADS user(s).	6.2.1.2. The ADS shall signal initiation of a fallback to an MRC to the ADS user(s).
4.2.1.3. The ADS shall permit a user to override ADS operation of doors in the event of emergency.	6.2.1.3. The ADS shall permit a user to override ADS operation of doors in the event of emergency.
4.2.2. ADS features that permit a user to take over the performance of the DDT.	6.2.2. ADS features that permit a user to take over the performance of the DDT.
4.2.2.1 General requirements	6.2.2.1 General requirements
4.2.2.1.1 The ADS feature shall be designed to prevent misuse and errors in operation by the user.	6.2.2.1.1 The ADS feature shall be designed to prevent misuse and errors in operation by the user.
4.2.2.1.2. While an ADS feature is active:	6.2.2.1.2. While an ADS feature is active:
(a) The controls related to manual performance of the DDT shall be disabled, suppressed, or by other means made unavailable in a manner that prevents unsafe interference with the ADS performance of the DDT:	(a) The controls related to manual performance of the DDT shall be disabled, suppressed, or by other means made unavailable in a manner that prevents unsafe interference with the ADS performance of the DDT:

UN Global Technical Regulation under the 1998 Agreement Safety of Automated Driving Systems	UN Regulation under the 1958 Agreement Uniform provisions concerning the approval of motor vehicles with regard to their Automated Driving Systems
<ul style="list-style-type: none"> <li>(i) In the case these controls are suppressed, the ADS shall have strategies in place to prevent ambiguous states of control or unintentional effect on the DDT,</li> <li>(ii) When a user overcomes a suppression threshold, a user-initiated deactivation procedure shall commence and must follow the requirements of [5.2.2.3.] Overcoming the suppression threshold shall not be the primary means to request a user-initiated deactivation,</li> <li>(b) Devices for indirect vision, tell-tales, and non-ADS-related warnings may be disabled, suppressed, or by other means made unavailable,</li> <li>(c) and in the case of an ADSF-2 direct view to the outside environment may be reduced or compromised. Direct view shall be restored immediately upon the [passenger] requesting deactivation.</li> </ul>	<ul style="list-style-type: none"> <li>(i) In the case these controls are suppressed, the ADS shall have strategies in place to prevent ambiguous states of control or unintentional effect on the DDT.</li> <li>(ii) When a user overcomes a suppression threshold, a user-initiated deactivation procedure shall commence and must follow the requirements of [5.2.2.3.] Overcoming the suppression threshold shall not be the primary means to request a user-initiated deactivation,</li> <li>(b) Devices for indirect vision, tell-tales, and non-ADS-related warnings may be disabled, suppressed, or by other means made unavailable,</li> <li>(c) and in the case of an ADSF2 direct view to the outside environment may be reduced or compromised. Direct view shall be restored immediately upon the [passenger] requesting deactivation.</li> </ul>
4.2.2.1.3. The vehicle controls dedicated to the ADS shall be clearly identified and distinguishable to accommodate only the appropriate interactions.	6.2.2.1.3. The vehicle controls dedicated to the ADS shall be clearly identified and distinguishable to accommodate only the appropriate interactions.
4.2.2.1.4. While an ADS feature is active, it shall inform the user of: <ul style="list-style-type: none"> <li>(a) ADS status information,</li> <li>(b) The role of the fallback user in the case of a an ADSF-1, and</li> <li>(c) Adapted performance of the DDT consequent to some failure of the ADS.</li> </ul>	6.2.2.1.4. While an ADS feature is active, it shall inform the user of: <ul style="list-style-type: none"> <li>(a) ADS status information,</li> <li>(b) The role of the fallback user in the case of a an ADSF-1, and</li> <li>(c) Adapted performance of the DDT consequent to some failure of the ADS.</li> </ul>
4.2.2.1.5. The ADS shall indicate the availability of a feature for activation.	6.2.2.1.5. The ADS shall indicate the availability of a feature for activation.
4.2.2.1.6. While active, an ADSF-1 shall:	6.2.2.1.6. While active, an ADSF-1 shall:

UN Global Technical Regulation under the 1998 Agreement	UN Regulation under the 1958 Agreement
Safety of Automated Driving Systems	Uniform provisions concerning the approval of motor vehicles with regard to their Automated Driving Systems
<p>(a) Continuously assess whether the fallback user is available to assume the role of driver. A fallback user is considered available when</p> <p style="margin-left: 20px;">(i) the user is at least awake, and</p> <p style="margin-left: 20px;">(ii) correctly seated in such a way as to enable the fallback user to take control of the DDT at the end of the deactivation procedure</p> <p>(b) Provide effective procedures for re-engaging the fallback user who has been detected not to be available.</p> <p>(c) Trigger a fallback to an MRC where it has not been possible, feasible and/or safe to re-engage the fallback user.</p> <p>(d) Ensure the system-initiated deactivation procedure includes sufficient time for the fallback user to perceive the need to take over and to safely re-engage with the driving task.</p>	<p>(a) Continuously assess whether the fallback user is available to assume the role of driver. A fallback user is considered available when</p> <p style="margin-left: 20px;">(i) the user is at least awake, and</p> <p style="margin-left: 20px;">(ii) correctly seated in such a way as to enable the fallback user to take control of the DDT at the end of the deactivation procedure</p> <p>(b) Provide effective procedures for re-engaging the fallback user who has been detected not to be available.</p> <p>(c) Trigger a fallback to an MRC where it has not been possible, feasible and/or safe to re-engage the fallback user.</p> <p>(d) Ensure the system-initiated deactivation procedure includes sufficient time for the fallback user to perceive the need to take over and to safely re-engage with the driving task.</p>
4.2.2.2. ADS feature activation	6.2.2.2. ADS feature activation
4.2.2.2.1. The ADS shall ensure a safe ADS feature activation.	6.2.2.2.1. The ADS shall ensure a safe ADS feature activation.
4.2.2.2.2. The ADS shall provide immediate feedback to indicate success or failure when the ADS user attempts to activate an ADS feature.	6.2.2.2.2. The ADS shall provide immediate feedback to indicate success or failure when the ADS user attempts to activate an ADS feature.
4.2.2.2.3. The feature activation procedure (e.g., sequence of actions and states) shall take into account relevant recommendations or standards.	6.2.2.2.3. The feature activation procedure (e.g., sequence of actions and states) shall take into account relevant recommendations or standards.
4.2.2.2.4. Upon activation of an ADSF-1, the ADS shall immediately and explicitly inform the fallback user of the consequent expectations on them to be ready to respond to a request to resume the DDT.	6.2.2.2.4. Upon activation of an ADSF-1, the ADS shall immediately and explicitly inform the fallback user of the consequent expectations on them to be ready to respond to a request to resume the DDT.

UN Global Technical Regulation under the 1998 Agreement Safety of Automated Driving Systems	UN Regulation under the 1958 Agreement Uniform provisions concerning the approval of motor vehicles with regard to their Automated Driving Systems
4.2.2.2.5. The ADS shall obtain the passenger's consent to perform the role of fallback user before executing a transition from an ADSF-2 to an ADSF-1.	6.2.2.2.5. The ADS shall obtain the passenger's consent to perform the role of fallback user before executing a transition from an ADSF-2 to an ADSF-1.
4.2.2.3. ADS feature deactivation to manual driving	6.2.2.3. ADS feature deactivation to manual driving
4.2.2.3.1 The ADS shall follow a safe ADS feature deactivation procedure.	6.2.2.3.1 The ADS shall follow a safe ADS feature deactivation procedure.
4.2.2.3.2 A suggestion from an ADSF-2 that a user might optionally take control shall be considered a user-initiated deactivation if the user accepts the suggestion.	6.2.2.3.2 A suggestion from an ADSF-2 that a user might optionally take control shall be considered a user-initiated deactivation if the user accepts the suggestion.
4.2.2.3.3. Following the user requesting deactivation of the ADS feature, the ADS shall follow a deactivation procedure to safely transfer control of the DDT to the user.	6.2.2.3.3. Following the user requesting deactivation of the ADS feature, the ADS shall follow a deactivation procedure to safely transfer control of the DDT to the user.
4.2.2.3.4. The ADS shall respond when the user requests to initiate a system deactivation procedure. The ADS shall only initiate the system deactivation procedure if the ADS verifies that the user is in position to assume the role of the driver.	6.2.2.3.4. The ADS shall respond when the user requests to initiate a system deactivation procedure. The ADS shall only initiate the system deactivation procedure if the ADS verifies that the user is in position to assume the role of the driver.
4.2.2.3.5. ADS feature deactivation may be delayed if it is assessed by the ADS that the situation is unsuitable or unsafe for the subsequent mode of vehicle operation. In this case, the user shall be informed of this circumstance.	6.2.2.3.5. ADS feature deactivation may be delayed if it is assessed by the ADS that the situation is unsuitable or unsafe for the subsequent mode of vehicle operation. In this case, the user shall be informed of this circumstance.
4.2.2.3.6. The ADS feature shall remain active until the system deactivation procedure has been completed or the ADS vehicle reaches a mitigated risk condition.	6.2.2.3.6. The ADS feature shall remain active until the system deactivation procedure has been completed or the ADS vehicle reaches a mitigated risk condition.
4.2.2.3.7. The deactivation procedure (e.g., sequence of actions and states) shall take into account relevant recommendations or standards.	6.2.2.3.7. The deactivation procedure (e.g., sequence of actions and states) shall take into account relevant recommendations or standards.
4.2.2.3.8. The ADS shall assess if the fallback user or the passenger assuming the role of the driver is suitably engaged to resume the DDT before completion of the deactivation procedure.	6.2.2.3.8. The ADS shall assess if the fallback user or the passenger assuming the role of the driver is suitably engaged to resume the DDT before completion of the deactivation procedure.

UN Global Technical Regulation under the 1998 Agreement Safety of Automated Driving Systems	UN Regulation under the 1958 Agreement Uniform provisions concerning the approval of motor vehicles with regard to their Automated Driving Systems
<p>4.2.2.3.8.1 A user is considered suitably engaged to resume the DDT when they are at least:</p> <p>(a) In contact with the steering control and,</p> <p>(b) Their gaze has been primarily directed to a driving task relevant area long enough to be able to resume the DDT safely.</p>	<p>6.2.2.3.8.1 A user is considered suitably engaged to resume the DDT when they are at least:</p> <p>(a) In contact with the steering control and,</p> <p>(b) Their gaze has been primarily directed to a driving task relevant area long enough to be able to resume the DDT safely.</p>
<p>4.2.2.3.9. The ADS shall provide a specific indication of the completion of the deactivation of the ADS.</p>	<p>6.2.2.3.9. The ADS shall provide a specific indication of the completion of the deactivation of the ADS.</p>
<p>4.2.2.3.10. At the completion of the deactivation procedure, control shall be returned to the driver without any continuous lateral or longitudinal control assistance active.</p>	<p>6.2.2.3.10. At the completion of the deactivation procedure, control shall be returned to the driver without any continuous lateral or longitudinal control assistance active.</p>
<p>4.2.2.3.11. During the deactivation procedure, controls related to manual performance of the DDT, direct view to the outside environment, devices for indirect vision, indicators, warnings, and tell-tales shall be set to an appropriate state for manual driving.</p>	<p>6.2.2.3.11. During the deactivation procedure, controls related to manual performance of the DDT, direct view to the outside environment, devices for indirect vision, indicators, warnings, and tell-tales shall be set to an appropriate state for manual driving.</p>
<p>4.2.2.3.12. If applicable, ADS features operating control of closures shall no longer influence closures or the controls associated with closures.</p>	<p>6.2.2.3.12. If applicable, ADS features operating control of closures shall no longer influence closures or the controls associated with closures.</p>
<p>4.2.3. ADS features that do not permit a user to take over the performance of the DDT</p>	<p>6.2.3. ADS features that do not permit a user to take over the performance of the DDT</p>
<p>4.2.3.1. The ADS shall provide the passenger(s) with means to request to stop the vehicle.</p>	<p>6.2.3.1. The ADS shall provide the passenger(s) with means to request to stop the vehicle.</p>
<p>4.2.3.2. The ADS vehicle shall provide safety-related information to the passengers.</p>	<p>6.2.3.2. The ADS vehicle shall provide safety-related information to the passengers.</p>
<p>4.2.3.3. If safety risks to passengers arise while an ADS feature is active (e.g., safety belts not fastened, passengers not seated), the ADS shall respond according to the strategies described in paragraph 6.3.2.12.</p>	<p>6.2.3.3. If safety risks to passengers arise while an ADS feature is active (e.g., safety belts not fastened, passengers not seated), the ADS shall respond according to the strategies described in 6.3.2.12.</p>

UN Global Technical Regulation under the 1998 Agreement Safety of Automated Driving Systems	UN Regulation under the 1958 Agreement Uniform provisions concerning the approval of motor vehicles with regard to their Automated Driving Systems
4.2.3.4. Controls provided for manual driving (e.g., steering, service brake, parking brake, accelerator, lighting) shall be designed to prevent any effect on the DDT while the ADS is performing the DDT, or reasonable safeguards shall be put in place to prevent access to controls.	6.2.3.4. Controls provided for manual driving (e.g., steering, service brake, parking brake, accelerator, lighting) shall be designed to prevent any effect on the DDT while the ADS is performing the DDT, or reasonable safeguards shall be put in place to prevent access to controls.
4.2.4. Information provision to users who can perform the role of the driver	6.2.4. Information provision to users who can perform the role of the driver
4.2.4.1. Means shall be provided that facilitates user understanding of the functionality and operation of the system.	6.2.4.1. Means shall be provided that facilitates user understanding of the functionality and operation of the system.
4.2.4.1.1. A description of the ADS features and their capabilities and limitations shall be provided.	6.2.4.1.1. A description of the ADS features and their capabilities and limitations shall be provided.
4.2.4.1.2. Instructions for the activation and deactivation of the ADS feature(s) shall be provided, with clear explanations of the distinctions between user-initiated deactivation and system-initiated deactivation where applicable.	6.2.4.1.2. Instructions for the activation and deactivation of the ADS feature(s) shall be provided, with clear explanations of the distinctions between user-initiated deactivation and system-initiated deactivation where applicable.
6.2.4.1.3 A description of the transitions of user roles and the procedure for those transitions, for example, reversion to manual driving following deactivation of the ADS feature shall be provided.	6.2.4.1.3 A description of the transitions of user roles and the procedure for those transitions, for example, reversion to manual driving following deactivation of the ADS feature shall be provided.
4.2.4.1.4 Any expectations on the fallback user to be ready to resume the DDT upon request shall be explained.	6.2.4.1.4 Any expectations on the fallback user to be ready to resume the DDT upon request shall be explained.
4.2.4.1.5 A general overview of non-driving-related activities (NDRA) allowed when an ADS feature is active shall be provided.	6.2.4.1.5 A general overview of non-driving-related activities (NDRA) allowed when an ADS feature is active shall be provided.
4.2.4.1.6 Information related to the signals used by the ADS feature(s) shall be provided, including: (a) Visual tell-tales, icons (b) Acoustic signals (c) Haptic signals.	6.2.4.1.6 Information related to the signals used by the ADS feature(s) shall be provided, including: (a) Visual tell-tales, icons (b) Acoustic signals (c) Haptic signals.
4.2.4.1.7 Information on possible changes in the performance of the DDT by the ADS features following a failure of the ADS shall be provided.	6.2.4.1.7 Information on possible changes in the performance of the DDT by the ADS features following a failure of the ADS shall be provided.

UN Global Technical Regulation under the 1998 Agreement Safety of Automated Driving Systems	UN Regulation under the 1958 Agreement Uniform provisions concerning the approval of motor vehicles with regard to their Automated Driving Systems
4.2.4.1.8 Information on how the ADS feature responds to inputs by the user into controls provided for manual driving (e.g., steering, service brake, parking brake, accelerator, lighting), if they are available, shall be provided.	6.2.4.1.8 Information on how the ADS feature responds to inputs by the user into controls provided for manual driving (e.g., steering, service brake, parking brake, accelerator, lighting), if they are available, shall be provided.
4.2.4.1.9. Information on any additional safety precautions in using an ADS feature to be taken by the user shall be provided, such as that owners, operators or drivers should check the condition of tyres and lights.	6.2.4.1.9. Information on any additional safety precautions in using an ADS feature to be taken by the user shall be provided, such as that owners, operators or drivers should check the condition of tyres and lights.
4.3. Other ADS Requirements	6.3. Other ADS Requirements
4.3.1. Data Storage Systems for Automated Driving	6.3.1. Data Storage Systems for Automated Driving
4.3.1.1. The ADS vehicle shall be equipped with a DSSAD capable of monitoring the safety performance of the ADS in accordance with the provisions of this Regulation.	6.3.1.1. The ADS vehicle shall be equipped with a DSSAD capable of monitoring the safety performance of the ADS in accordance with the provisions of this Regulation.
4.3.2. [Requirements specific to cyber security of ADS installed on vehicles]	6.3.2. [Requirements specific to cyber security of ADS installed on vehicles]
4.3.3. The manufacturer shall include a robust process in the SMS to ensure that post-deployment software updates are properly validated and distributed and that downloading is confirmed.	6.3.3. The manufacturer shall include a robust process in the SMS to ensure that post-deployment software updates are properly validated and distributed and that downloading is confirmed.
4.3.4. The ADS shall be designed to protect against unauthorized access to and modification of the ADS features and functions. The measures ensuring protection from unauthorized access shall be provided in alignment with engineering best practices.	6.3.4. The ADS shall be designed to protect against unauthorized access to and modification of the ADS features and functions. The measures ensuring protection from unauthorized access shall be provided in alignment with engineering best practices.
4.3.5 The ADS shall provide an interface for the purposes of maintenance and repair by authorized persons.	6.3.5 The ADS shall provide an interface for the purposes of maintenance and repair by authorized persons.

UN Global Technical Regulation under the 1998 Agreement Safety of Automated Driving Systems	UN Regulation under the 1958 Agreement Uniform provisions concerning the approval of motor vehicles with regard to their Automated Driving Systems
4.3.5.1. For vehicles without manual driving controls, suitable means shall be made available, where necessary (e.g. special controls, test modes, ADS functions) to enable the performance of the physical checks required for mandated inspections of other vehicle systems in the jurisdiction of operation (e.g. Periodical Technical Inspection, safety standards inspection etc.).	6.3.5.1. For vehicles without manual driving controls, suitable means shall be made available, where necessary (e.g. special controls, test modes, ADS functions) to enable the performance of the physical checks required for mandated inspections of other vehicle systems in the jurisdiction of operation (e.g. Periodical Technical Inspection, safety standards inspection etc.).
4.3.6 The ADS shall receive and appropriately manage all signals received from other vehicle systems. A list of these signals and how they are managed shall be included in the manufacturer's safety case.	6.3.6 The ADS shall receive and appropriately manage all signals received from other vehicle systems. A list of these signals and how they are managed shall be included in the manufacturer's safety case.
4.3.7 While a Type 2 feature is active, the ADS shall manage relevant non-DDT-related tasks (which would otherwise be performed by a driver) in accordance with the manufacturer's safety case. Alternatively, where the ADS does not perform such necessary tasks, the safety case shall describe how these tasks are performed.	6.3.7 While a Type 2 feature is active, the ADS shall manage relevant non-DDT-related tasks (which would otherwise be performed by a driver) in accordance with the manufacturer's safety case. Alternatively, where the ADS does not perform such necessary tasks, the safety case shall describe how these tasks are performed.
5. Manufacturer Requirements	7. Manufacturer requirements
5.1. Safety Management Systems (SMS)	7.1. Safety Management Systems (SMS)
5.1.1. The manufacturer shall establish, implement and document a Safety Management System (SMS).	7.1.1. The manufacturer shall establish, implement and document a Safety Management System (SMS).
5.1.2. Safety policy	7.1.2. Safety policy
5.1.2.1. The safety policy shall outline the aims and objectives that the manufacturer uses to achieve the desired safety outcomes.	7.1.2.1. The safety policy shall outline the aims and objectives that the manufacturer uses to achieve the desired safety outcomes.
5.1.2.2. The manufacturer shall provide evidence that its safety policy implements the following aspects:  (a) Safety policies and principles (e.g., ISO 21434, para. 5.4.1 and ISO 9001 Automotive 5.2.),  (b) Organization safety objectives and the process for creating safety performance indicators used in the safety case,	7.1.2.2. The manufacturer shall provide evidence that its safety policy implements the following aspects:  (a) Safety policies and principles (e.g., ISO 21434, para. 5.4.1 and ISO 9001 Automotive 5.2.),  (b) Organization safety objectives and the process for creating safety performance indicators used in the safety case,

UN Global Technical Regulation under the 1998 Agreement Safety of Automated Driving Systems	UN Regulation under the 1958 Agreement Uniform provisions concerning the approval of motor vehicles with regard to their Automated Driving Systems
<ul style="list-style-type: none"> <li>(c) Appropriate structure for the SMS taking into account regulation, standards, best practice guidance and the use-case of the ADS and its features and mapping its organization structure, processes, and work products onto the SMS,</li> <li>(d) Safety culture (e.g., ISO 26262-2, para. 5.4.2),</li> <li>(e) Safety governance including management commitment (e.g., ISO 21434, para. 5.4.1 and ISO 9001 Automotive 5.1), clear lines of accountability and roles and responsibilities (e.g., ISO 26262-2, para. 6.4.2, this relates to the organizational and project dependent activities), and</li> <li>(f) Quality Management System (e.g., IATF 16949 or ISO 9001 to support safety engineering, including change management, configuration management, requirement management, tool management, etc.</li> </ul>	<ul style="list-style-type: none"> <li>(c) Appropriate structure for the SMS taking into account regulation, standards, best practice guidance and the use-case of the ADS and its features and mapping its organization structure, processes, and work products onto the SMS,</li> <li>(d) Safety culture (e.g., ISO 26262-2, para. 5.4.2),</li> <li>(e) Safety governance including management commitment (e.g., ISO 21434, para. 5.4.1 and ISO 9001 Automotive 5.1), clear lines of accountability and roles and responsibilities (e.g., ISO 26262-2, para. 6.4.2, this relates to the organizational and project dependent activities), and</li> <li>(f) Quality Management System (e.g., IATF 16949 or ISO 9001 to support safety engineering, including change management, configuration management, requirement management, tool management, etc.</li> </ul>
5.1.3. Risk management	7.1.3. Risk management
5.1.3.1. The SMS shall include a management process to identify, assess, and mitigate organisational, human, and technical risks.	7.1.3.1. The SMS shall include a management process to identify, assess, and mitigate organisational, human, and technical risks.
5.1.3.1.1. The SMS shall show the link between the overall risk management process, the mitigations, and the resulting operational risks.	7.1.3.1.1. The SMS shall show the link between the overall risk management process, the mitigations, and the resulting operational risks.
5.1.3.2. The manufacturer shall document its risk-management processes and activities with consideration of relevant standards and best practices, including:	7.1.3.2. The manufacturer shall document its risk-management processes and activities with consideration of relevant standards and best practices, including:
(a) Risk identification (e.g., ISO 31000 para. 6.2),	(a) Risk identification (e.g., ISO 31000 para. 6.2),
(b) Risk analysis (e.g., ISO 31000 para. 6.3),	(b) Risk analysis (e.g., ISO 31000 para. 6.3),

UN Global Technical Regulation under the 1998 Agreement Safety of Automated Driving Systems	UN Regulation under the 1958 Agreement Uniform provisions concerning the approval of motor vehicles with regard to their Automated Driving Systems
<ul style="list-style-type: none"> <li>(c) Risk evaluation (e.g., ISO 31000 para. 6.4),</li> <li>(d) Risk treatment (e.g., ISO 31000 para. 6.5),</li> <li>(e) Processes for keeping the risk assessments up to date, and</li> <li>(f) Review of safety performance of the organisation and effectiveness of safety risk controls.</li> </ul>	<ul style="list-style-type: none"> <li>(c) Risk evaluation (e.g., ISO 31000 para. 6.4),</li> <li>(d) Risk treatment (e.g., ISO 31000 para. 6.5),</li> <li>(e) Processes for keeping the risk assessments up to date, and</li> <li>(f) Review of safety performance of the organisation and effectiveness of safety risk controls.</li> </ul>
5.1.4. Safety assurance	7.1.4. Safety assurance
5.1.4.1. The manufacturer shall demonstrate that periodic independent internal audits and external audits are carried out to ensure that the processes established for the Safety Management System are implemented consistently.	7.1.4.1. The manufacturer shall demonstrate that periodic independent internal audits and external audits are carried out to ensure that the processes established for the Safety Management System are implemented consistently.
5.1.4.2. The manufacturer shall put in place suitable arrangements (e.g., contractual arrangements, clear interfaces, quality management system) with any organisation involved in the development, manufacturing, or in-use deployment of its ADS and its features (e.g., contracted suppliers, service providers, or manufacturers' sub-organisations).	7.1.4.2. The manufacturer shall put in place suitable arrangements (e.g., contractual arrangements, clear interfaces, quality management system) with any organisation involved in the development, manufacturing, or in-use deployment of its ADS and its features (e.g., contracted suppliers, service providers, or manufacturers' sub-organisations).
5.1.4.2.1. The manufacturer shall document its processes and activities, including the following aspects: <ul style="list-style-type: none"> <li>(a) Organisational policy for supply chains,</li> <li>(b) Incorporation of risks originating from supply chains,</li> <li>(c) Evaluation of supplier SMS capability and corresponding audits,</li> <li>(d) Processes to establish contracts, agreements for ensuring safety across the phases of development, production, and post-production,</li> <li>(e) Processes for distributed safety activities, and</li> </ul>	7.1.4.2.1. The manufacturer shall document its processes and activities, including the following aspects: <ul style="list-style-type: none"> <li>(a) Organisational policy for supply chains,</li> <li>(b) Incorporation of risks originating from supply chains,</li> <li>(c) Evaluation of supplier SMS capability and corresponding audits,</li> <li>(d) Processes to establish contracts, agreements for ensuring safety across the phases of development, production, and post-production,</li> <li>(e) Processes for distributed safety activities, and</li> </ul>

UN Global Technical Regulation under the 1998 Agreement Safety of Automated Driving Systems	UN Regulation under the 1958 Agreement Uniform provisions concerning the approval of motor vehicles with regard to their Automated Driving Systems
<p>(f) The manufacturer shall have processes for providing safety-relevant information to relevant parties as needed, enabling them to meet their legal obligations.</p>	<p>(f) The manufacturer shall have processes for providing safety-relevant information to relevant parties as needed, enabling them to meet their legal obligations.</p>
<p>5.1.4.3. SMS documentation shall be regularly updated in line with any relevant changes to the SMS processes. Gap analysis shall be used when auditing and updating the SMS, examining the current safety culture before formulating new and more appropriate SMS processes to ensure issues are adequately resolved.</p>	<p>7.1.4.3. SMS documentation shall be regularly updated in line with any relevant changes to the SMS processes. Gap analysis shall be used when auditing and updating the SMS, examining the current safety culture before formulating new and more appropriate SMS processes to ensure issues are adequately resolved.</p>
<p>5.1.4.4. The manufacturer shall have processes for:</p> <p>(a) Assuring that all practices and activities documented as part of the SMS are followed,</p> <p>(b) Assuring that an independent check of compliance with the applicable requirements is performed (i.e., not from person creating the compliance data), and</p> <p>(c) Assuring the continued evaluation of the Safety Management System so that it remains effective.</p>	<p>7.1.4.4. The manufacturer shall have processes for:</p> <p>(a) Assuring that all practices and activities documented as part of the SMS are followed,</p> <p>(b) Assuring that an independent check of compliance with the applicable requirements is performed (i.e., not from person creating the compliance data), and</p> <p>(c) Assuring the continued evaluation of the Safety Management System so that it remains effective.</p>
<p>5.1.3.5. The manufacturer shall define appropriate Key Performance Indicators (KPI) to measure the effectiveness of the Safety Management System throughout the ADS lifecycle (development, production, operation and decommissioning).</p>	<p>7.1.3.5. The manufacturer shall define appropriate Key Performance Indicators (KPI) to measure the effectiveness of the Safety Management System throughout the ADS lifecycle (development, production, operation and decommissioning).</p>
<p>5.1.5. Safety promotion</p>	<p>7.1.5. Safety promotion</p>
<p>5.1.5.1. The SMS shall be subject to a process of continual improvement (e.g. “Plan, Do, Check, Act” as described in ISO 9001). Any changes to SMS documentation should be communicated as required to the relevant authority.</p>	<p>7.1.5.1. The SMS shall be subject to a process of continual improvement (e.g. “Plan, Do, Check, Act” as described in ISO 9001). Any changes to SMS documentation should be communicated as required to the relevant authority.</p>

UN Global Technical Regulation under the 1998 Agreement Safety of Automated Driving Systems	UN Regulation under the 1958 Agreement Uniform provisions concerning the approval of motor vehicles with regard to their Automated Driving Systems
<p>5.1.5.2. The manufacturer shall institute and maintain:</p> <ul style="list-style-type: none"> <li>(a) Effective communications within the organization on safety issues (e.g., ISO 26262-2, para. 5.4.2.3),</li> <li>(b) Information sharing outside of the organization (e.g., ISO 21434, para. 5.4.5 and ISO 9001, but from a safety perspective),</li> <li>(c) SMS training plans.</li> </ul>	<p>7.1.5.2. The manufacturer shall institute and maintain:</p> <ul style="list-style-type: none"> <li>(a) Effective communications within the organization on safety issues (e.g., ISO 26262-2, para. 5.4.2.3),</li> <li>(b) Information sharing outside of the organization (e.g., ISO 21434, para. 5.4.5 and ISO 9001, but from a safety perspective),</li> <li>(c) SMS training plans.</li> </ul>
<p>5.1.6. Management of design and development</p>	<p>7.1.6. Management of design and development</p>
<p>5.1.6.1. The SMS shall include evidence of the deployment of the safety policy in the Design and Development phase, including the following:</p> <ul style="list-style-type: none"> <li>(a) Roles and responsibilities of the people involved during the design and development phase,</li> <li>(b) Qualifications and experience of persons responsible for making decisions that affect safety,</li> <li>(c) Coordination of roles, responsibilities and information transfer between design and production activities.</li> </ul>	<p>7.1.6.1. The SMS shall include evidence of the deployment of the safety policy in the Design and Development phase, including the following</p> <ul style="list-style-type: none"> <li>(a) Roles and responsibilities of the people involved during the design and development phase,</li> <li>(b) Qualifications and experience of persons responsible for making decisions that affect safety,</li> <li>(c) Coordination of roles, responsibilities and information transfer between design and production activities.</li> </ul>
<p>5.1.6.2. The manufacturer shall implement its processes and activities to ensure the robustness of the design and development phase, including the following aspects:</p> <ul style="list-style-type: none"> <li>(a) A general description of how the organization performs all the design and development activities,</li> <li>(b) Vehicle/system design and development, integration, and implementation and safety case processes and activities, including at least to the following</li> </ul>	<p>7.1.6.2. The manufacturer shall implement its processes and activities to ensure the robustness of the design and development phase, including the following aspects:</p> <ul style="list-style-type: none"> <li>(a) A general description of how the organization performs all the design and development activities,</li> <li>(b) Vehicle/system design and development, integration, and implementation and safety case processes and activities, including at least to the following</li> </ul>

UN Global Technical Regulation under the 1998 Agreement Safety of Automated Driving Systems	UN Regulation under the 1958 Agreement Uniform provisions concerning the approval of motor vehicles with regard to their Automated Driving Systems
<ul style="list-style-type: none"> <li>(i) Requirements management (e.g., requirement capture and validation),</li> <li>(ii) Suitability of the physical testing environment,</li> <li>(iii) Credibility of virtual tool chain,</li> <li>(iv) Tool Management</li> <li>(v) System integration,</li> <li>(vi) Software development assurance,</li> <li>(vii) Hardware development assurance,</li> <li>(viii) Management of functional safety (e.g., ISO 26262) and SOTIF (e.g., ISO 21448), including the ongoing evaluation and update of risk assessments and interactions, <ul style="list-style-type: none"> <li>A) These processes shall include elements like e.g Failure Mode and Effect Analysis (FMEA), Fault Tree Analysis (FTA), System-Theoretic Process Analysis (STPA) or any similar process appropriate to system functional and SOTIF.</li> </ul> </li> <li>(ix) Management of human factors, including human-centred design processes for safety-relevant interactions (e.g., ISO 9241-210).</li> </ul> <p>(c) Change management, including but not limited to:</p> <ul style="list-style-type: none"> <li>(i) Major design decisions,</li> </ul>	<ul style="list-style-type: none"> <li>(i) Requirements management (e.g., requirement capture and validation),</li> <li>(ii) Suitability of the physical testing environment,</li> <li>(iii) Credibility of virtual tool chain,</li> <li>(iv) Tool Management</li> <li>(v) System integration,</li> <li>(vi) Software development assurance,</li> <li>(vii) Hardware development assurance,</li> <li>(viii) Management of functional safety (e.g., ISO 26262) and SOTIF (e.g., ISO 21448), including the ongoing evaluation and update of risk assessments and interactions, <ul style="list-style-type: none"> <li>A) These processes shall include elements like e.g Failure Mode and Effect Analysis (FMEA), Fault Tree Analysis (FTA), System-Theoretic Process Analysis (STPA) or any similar process appropriate to system functional and SOTIF.</li> </ul> </li> <li>(ix) Management of human factors, including human-centred design processes for safety-relevant interactions (e.g., ISO 9241-210).</li> </ul> <p>(c) Change management, including but not limited to:</p> <ul style="list-style-type: none"> <li>(i) Major design decisions,</li> </ul>

UN Global Technical Regulation under the 1998 Agreement Safety of Automated Driving Systems	UN Regulation under the 1958 Agreement Uniform provisions concerning the approval of motor vehicles with regard to their Automated Driving Systems
<ul style="list-style-type: none"> <li>(ii) ADS design modifications,</li> <li>(iii) Changes in key personnel responsible for making decisions that affect safety, and</li> <li>(iv) Tools and thresholds adopted for ADS safety verification.</li> </ul>	<ul style="list-style-type: none"> <li>(ii) ADS design modifications,</li> <li>(iii) Changes in key personnel responsible for making decisions that affect safety, and</li> <li>(iv) Tools and thresholds adopted for ADS safety verification.</li> </ul>
<p>5.1.6.3. The manufacturer shall include effective communication channels between the departments and third-party organizations responsible for functional safety, SOTIF, cybersecurity, and any other relevant disciplines related to the achievement of vehicle safety.</p>	<p>7.1.6.3. The manufacturer shall include effective communication channels between the departments and third-party organizations responsible for functional safety, SOTIF, cybersecurity, and any other relevant disciplines related to the achievement of vehicle safety.</p>
<p>5.1.6.4. The SMS shall include a process for creating safety performance indicators used in the safety case.</p>	<p>7.1.6.4. The SMS shall include a process for creating safety performance indicators used in the safety case.</p>
<p>5.1.7. Management of production</p>	<p>7.1.7. Management of production</p>
<p>5.1.7.1. The manufacturer shall establish and document the production process in the SMS. This documentation shall cover, at least, the following aspects:</p> <ul style="list-style-type: none"> <li>(a) Quality Management System accreditation (e.g., IATF 16949 or ISO 9001), and</li> <li>(b) A description of the way in which the manufacturer performs all the production functions including management of working conditions, working environment, equipment and tools.</li> </ul>	<p>7.1.7.1. The manufacturer shall establish and document the production process in the SMS. This documentation shall cover, at least, the following aspects:</p> <ul style="list-style-type: none"> <li>(a) Quality Management System accreditation (e.g., IATF 16949 or ISO 9001), and</li> <li>(b) A description of the way in which the manufacturer performs all the production functions including management of working conditions, working environment, equipment and tools.</li> </ul>
<p>5.1.7.2 The manufacturer shall establish and document their distributed production processes and activities in the SMS. The processes and activities shall include:</p> <ul style="list-style-type: none"> <li>(a) Liaison between the manufacturer and all other organisations (e.g. suppliers, partners or subcontractors) involved in the supply chain,</li> </ul>	<p>7.1.7.2 The manufacturer shall establish and document their distributed production processes and activities in the SMS. The processes and activities shall include:</p> <ul style="list-style-type: none"> <li>(a) Liaison between the manufacturer and all other organisations (e.g. suppliers, partners or subcontractors) involved in the supply chain,</li> </ul>

UN Global Technical Regulation under the 1998 Agreement Safety of Automated Driving Systems	UN Regulation under the 1958 Agreement Uniform provisions concerning the approval of motor vehicles with regard to their Automated Driving Systems
<ul style="list-style-type: none"> <li>(b) Criteria for the acceptability of “subsystem/components” manufactured by other partners or subcontractors. (i.e., deployment of production assurance requirements to supply chain), and</li> <li>(c) [Confirmation that safety risks including cybersecurity related to all concerned components/ systems of the vehicle are managed.]</li> </ul>	<ul style="list-style-type: none"> <li>(b) Criteria for the acceptability of “subsystem/components” manufactured by other partners or subcontractors. (i.e., deployment of production assurance requirements to supply chain), and</li> <li>(c) [Confirmation that safety risks including cybersecurity related to all concerned components/ systems of the vehicle are managed.]</li> </ul>
5.1.8. Management of post-deployment safety	7.1.8. Management of post-deployment safety
5.1.8.1. The manufacturer shall establish processes to demonstrate its capabilities to manage safety during the post-deployment phase, including carrying out In-Service Monitoring and Reporting (ISMR) and taking remedial actions when necessary.	7.1.8.1. The manufacturer shall establish processes to demonstrate its capabilities to manage safety during the post-deployment phase, including carrying out ISMR and taking remedial actions when necessary.
5.1.8.2. The processes for ISMR shall demonstrate the capabilities: <ul style="list-style-type: none"> <li>(a) To monitor ADS operations,</li> <li>(b) To confirm the compliance with the defined safety case and compliance to the performance requirements,</li> <li>(c) To identify safety risks related to ADS performance that need to be addressed in the frame of the SMS activities, including instances of non-compliance with ADS safety requirements,</li> <li>(d) To manage potential safety-relevant gaps during the in-service operation and to provide the information that allows the ADS to be updated according to the appropriate manufacturer processes,</li> <li>(e) To support the development of new or revise existing scenarios,</li> <li>(f) To perform event investigation,</li> </ul>	7.1.8.2. The processes for ISMR shall demonstrate the capabilities: <ul style="list-style-type: none"> <li>(a) To monitor ADS operations,</li> <li>(b) To confirm the compliance with the defined safety case and compliance to the performance requirements,</li> <li>(c) To identify safety risks related to ADS performance that need to be addressed in the frame of the SMS activities, including instances of non-compliance with ADS safety requirements,</li> <li>(d) To manage potential safety-relevant gaps during the in-service operation and to provide the information that allows the ADS to be updated according to the appropriate manufacturer processes,</li> <li>(e) To support the development of new or revise existing scenarios,</li> <li>(f) To perform event investigation,</li> </ul>

UN Global Technical Regulation under the 1998 Agreement Safety of Automated Driving Systems	UN Regulation under the 1958 Agreement Uniform provisions concerning the approval of motor vehicles with regard to their Automated Driving Systems
<ul style="list-style-type: none"> <li>(g) To report occurrences to the relevant authority when they occur, and</li> <li>(h) To share learnings derived from occurrence analysis which have triggered SMS processes for the continuous improvement of the ADS vehicle safety.</li> </ul>	<ul style="list-style-type: none"> <li>(g) To report occurrences to the relevant authority when they occur, and</li> <li>(h) To share learnings derived from occurrence analysis which have triggered SMS processes for the continuous improvement of the ADS vehicle safety.</li> </ul>
<p>5.1.8.3. The process for ISMR shall demonstrate the capabilities for handling the reports received from other sources, including distinguishing false reports from actual events and conducting thorough investigations when necessary.</p>	<p>7.1.8.3. The process for ISMR shall demonstrate the capabilities for handling the reports received from other sources, including distinguishing false reports from actual events and conducting thorough investigations when necessary.</p>
<p>5.1.8.4. The manufacturer shall demonstrate the capabilities to monitor the performance of all its in-service ADS vehicles.</p>	<p>7.1.8.4. The manufacturer shall demonstrate the capabilities to monitor the performance of all its in-service ADS vehicles.</p>
<p>5.1.8.5. The manufacturer shall demonstrate the capabilities collect and analyse vehicle data and data from other sources to achieve the ISMR objectives.</p>	<p>7.1.8.5. The manufacturer shall demonstrate the capabilities collect and analyse vehicle data and data from other sources to achieve the ISMR objectives.</p>
<p>5.1.8.5.1. The manufacturer shall have:</p> <ul style="list-style-type: none"> <li>(a) A data-acquisition strategy,</li> <li>(b) A data-retention strategy, and</li> <li>(c) Data access, security, and protection policies.</li> </ul>	<p>7.1.8.5.1. The manufacturer shall have:</p> <ul style="list-style-type: none"> <li>(a) A data-acquisition strategy,</li> <li>(b) A data-retention strategy, and</li> <li>(c) Data access, security, and protection policies.</li> </ul>
<p>5.1.8.5.2. The data acquisition strategy shall ensure a representative collection of data to monitor the ADS in service performance.</p>	<p>7.1.8.5.2. The data acquisition strategy shall ensure a representative collection of data to monitor the ADS in service performance.</p>
<p>5.1.8.5.3. The data retention strategy shall ensure that:</p> <ul style="list-style-type: none"> <li>(a) Data related to a detected safety issue is retained until any necessary corrective action and review processes are complete, and</li> <li>(b) The retention of the data for longer-term trend analysis (i.e. subset of the collected data).</li> </ul>	<p>7.1.8.5.3. The data retention strategy shall ensure that:</p> <ul style="list-style-type: none"> <li>(a) Data related to a detected safety issue is retained until any necessary corrective action and review processes are complete, and</li> <li>(b) The retention of the data for longer-term trend analysis (i.e. subset of the collected data).</li> </ul>

UN Global Technical Regulation under the 1998 Agreement Safety of Automated Driving Systems	UN Regulation under the 1958 Agreement Uniform provisions concerning the approval of motor vehicles with regard to their Automated Driving Systems
5.1.8.5.4. The data access, security and protection policies shall ensure that information access is allowed only to authorized persons and contains safeguards to ensure the security and protection of the data in accordance with the data-protection laws of the relevant jurisdiction.	7.1.8.5.4. The data access, security and protection policies shall ensure that information access is allowed only to authorized persons and contains safeguards to ensure the security and protection of the data in accordance with the data-protection laws of the relevant jurisdiction.
5.1.8.5.5. The manufacturer shall achieve the following objectives from the monitoring activity: <ul style="list-style-type: none"> <li>(a) Verify the safety performance (i.e., Safety Performance Indicators) and confirm the in-service safety level of the system (i.e. metrics and thresholds),</li> <li>(b) Identify areas of operational risk,</li> <li>(c) Identify when the ADS prevents incidents/accidents (e.g., MRC fallbacks, collision avoidance, emergency manoeuvres),</li> <li>(d) Characterise and analyse occurrences,</li> <li>(e) Discover trends that suggest the emergence of unacceptable risks,</li> <li>(f) Ensure that remedial actions are put in place when an unacceptable risk is discovered or predicted by trends,</li> <li>(g) Confirm the effectiveness of any remedial action, and</li> <li>(h) Enable the development of new or the revision existing scenarios derived from ISMR activities.</li> </ul>	7.1.8.5.5. The manufacturer shall achieve the following objectives from the monitoring activity: <ul style="list-style-type: none"> <li>(a) Verify the safety performance (i.e., Safety Performance Indicators) and confirm the in-service safety level of the system (i.e. metrics and thresholds),</li> <li>(b) Identify areas of operational risk,</li> <li>(c) Identify when the ADS prevents incidents/accidents (e.g., MRC fallbacks, collision avoidance, emergency manoeuvres),</li> <li>(d) Characterise and analyse occurrences,</li> <li>(e) Discover trends that suggest the emergence of unacceptable risks,</li> <li>(f) Ensure that remedial actions are put in place when an unacceptable risk is discovered or predicted by trends,</li> <li>(g) Confirm the effectiveness of any remedial action, and</li> <li>(h) Enable the development of new or the revision existing scenarios derived from ISMR activities.</li> </ul>
5.1.8.5.6. The manufacturer shall perform a data analysis with sufficient frequency so that remedial action can be taken promptly and in line with reporting requirements listed under paragraph 6.4.	7.1.8.5.6. The manufacturer shall perform a data analysis with sufficient frequency so that remedial action can be taken promptly and in line with reporting requirements listed under paragraph 6.4.

UN Global Technical Regulation under the 1998 Agreement Safety of Automated Driving Systems	UN Regulation under the 1958 Agreement Uniform provisions concerning the approval of motor vehicles with regard to their Automated Driving Systems
<p>5.1.8.5.7. The analysis techniques shall include at least the following:</p> <ul style="list-style-type: none"> <li>(a) Routine measurements: a selection of parameters shall be collected to characterize the performance of ADS and to allow a comparative analysis. These measurements shall aim at identifying and monitoring emerging trends and tendencies before the trigger levels associated with exceedances are reached;</li> <li>(b) Exceedance detection: a set of safety performance indicators shall be selected to cover the main areas of interest for the ADS operation with aim at searching for deviations from safety performance and limits. They shall be continuously reviewed to reflect the current operations;</li> <li>(c) Occurrence analysis: It shall be possible to characterize and investigate all the occurrences listed in the Annex 1 using the recorded data; and</li> <li>(d) Statistics: Data series shall be collected to support the analysis process with additional information. These data shall provide information to generate rates and trends.</li> </ul>	<p>7.1.8.5.7. The analysis techniques shall include at least the following:</p> <ul style="list-style-type: none"> <li>(a) Routine measurements: a selection of parameters shall be collected to characterize the performance of ADS and to allow a comparative analysis. These measurements shall aim at identifying and monitoring emerging trends and tendencies before the trigger levels associated with exceedances are reached;</li> <li>(b) Exceedance detection: a set of safety performance indicators shall be selected to cover the main areas of interest for the ADS operation with aim at searching for deviations from safety performance and limits. They shall be continuously reviewed to reflect the current operations;</li> <li>(c) Occurrence analysis: It shall be possible to characterize and investigate all the occurrences listed in the Annex 1 using the recorded data; and</li> <li>(d) Statistics: Data series shall be collected to support the analysis process with additional information. These data shall provide information to generate rates and trends.</li> </ul>
<p>5.1.8.6. The manufacturer shall have a mechanisms in place for receiving and analysing safety-relevant feedback and reports from other sources to extract safety-relevant information and to review the safety monitoring data.</p>	<p>7.1.8.6. The manufacturer shall have a mechanisms in place for receiving and analysing safety-relevant feedback and reports from other sources to extract safety-relevant information and to review the safety monitoring data.</p>
<p>5.1.8.6.1. The feedback and reports from other sources shall include at least:</p> <ul style="list-style-type: none"> <li>(a) ADS-related vehicle maintenance and inspection feedback,</li> <li>(b) Enforcers (including the police) and other authorities' reports, and</li> </ul>	<p>7.1.8.6.1. The feedback and reports from other sources shall include at least:</p> <ul style="list-style-type: none"> <li>(a) ADS-related vehicle maintenance and inspection feedback,</li> <li>(b) Enforcers (including the police) and other authorities' reports, and</li> </ul>

UN Global Technical Regulation under the 1998 Agreement	UN Regulation under the 1958 Agreement
Safety of Automated Driving Systems	Uniform provisions concerning the approval of motor vehicles with regard to their Automated Driving Systems
<p>(c) Service operators, customers, public and dealer feedback.</p> <p>5.1.8.7. The manufacturer shall evaluate the results from the monitoring activity to assess:</p> <p>(a) In-service safety performance,</p> <p>(b) The adequacy of the metrics and thresholds, and</p> <p>(c) The outcome of remedial actions.</p> <p>5.2. Test environments</p> <p>5.2.1. Virtual testing</p> <p>5.2.1.1. The manufacturer shall describe the intended use(s) of virtual testing and its role in the overall testing strategy.</p> <p>5.2.1.2. The manufacturer shall demonstrate that each simulation toolchain is suitable to use for virtual testing by showing that they fulfil the requirements laid down in the present section.</p> <p>5.2.1.2.1. In performing this assessment, the manufacturer shall take into account the results of the simulation toolchain criticality analysis as described under paragraph 5.2.1.9. below to produce evidence to support the safety case and for the assessment of ADS compliance with functional/user requirements.</p> <p>5.2.1.3. Data management</p> <p>5.2.1.3.1. The manufacturer shall manage the data used to develop, verify, validate and update the simulation toolchain(s) throughout its lifetime. The manufacturer shall consider the completeness, accuracy and consistency of this data.</p> <p>5.2.1.3.2. The manufacturer shall maintain a record of the data used in the validation of the toolchain(s).</p>	<p>(c) Service operators, customers, public and dealer feedback.</p> <p>7.1.8.7. The manufacturer shall evaluate the results from the monitoring activity to assess:</p> <p>(a) In-service safety performance,</p> <p>(b) The adequacy of the metrics and thresholds, and</p> <p>(c) The outcome of remedial actions.</p> <p>7.2. Test environments</p> <p>7.2.1. Virtual testing</p> <p>7.2.1.1. The manufacturer shall describe the intended use(s) of virtual testing and its role in the overall testing strategy.</p> <p>7.2.1.2. The manufacturer shall demonstrate that each simulation toolchain is suitable to use for virtual testing by showing that they fulfil the requirements laid down in the present section.</p> <p>7.2.1.2.1. In performing this assessment, the manufacturer shall take into account the results of the simulation toolchain criticality analysis as described under paragraph 7.2.1.9. below to produce evidence to support the safety case and for the assessment of ADS compliance with functional/user requirements.</p> <p>7.2.1.3. Data management</p> <p>7.2.1.3.1. The manufacturer shall manage the data used to develop, verify, validate and update the simulation toolchain(s) throughout its lifetime. The manufacturer shall consider the completeness, accuracy and consistency of this data.</p> <p>7.2.1.3.2. The manufacturer shall maintain a record of the data used in the validation of the toolchain(s).</p>

UN Global Technical Regulation under the 1998 Agreement Safety of Automated Driving Systems	UN Regulation under the 1958 Agreement Uniform provisions concerning the approval of motor vehicles with regard to their Automated Driving Systems
5.2.1.3.3. The manufacturer shall describe the measures taken to ensure the quality and integrity of data or tools integrated into the simulation toolchain(s) from organisations that are not under the control of the manufacturer.	7.2.1.3.3. The manufacturer shall describe the measures taken to ensure the quality and integrity of data or tools integrated into the simulation toolchain(s) from organisations that are not under the control of the manufacturer.
5.2.1.3.4. Management of input data and simulation toolchain(s) parameters	7.2.1.3.4. Management of input data and simulation toolchain(s) parameters
5.2.1.3.4.1. The manufacturer shall document the input data used to verify and validate the simulation toolchain(s).	7.2.1.3.4.1. The manufacturer shall document the input data used to verify and validate the simulation toolchain(s).
5.2.1.3.4.2. The documentation shall note important quality characteristics of the input data.	7.2.1.3.4.2. The documentation shall note important quality characteristics of the input data.
5.2.1.3.4.3. The documentation shall show that the input data covers the intended ADS functionalities that the virtual testing aims to assess.	7.2.1.3.4.3. The documentation shall show that the input data covers the intended ADS functionalities that the virtual testing aims to assess.
5.2.1.3.4.4. The documentation shall describe the calibration procedures used to fit parameters associated with the simulation toolchain(s).	7.2.1.3.4.4. The documentation shall describe the calibration procedures used to fit parameters associated with the simulation toolchain(s).
5.2.1.3.4.5. The documentation shall explain the reasons for any changes to the data or parameters that occur when a new version of a simulation toolchain(s) is released.	7.2.1.3.4.5. The documentation shall explain the reasons for any changes to the data or parameters that occur when a new version of a simulation toolchain(s) is released.
5.2.1.3.5. The manufacturer shall quantify the uncertainty in the simulation toolchain(s) and its outputs that occur because of the quality of the data (e.g. data coverage, signal to noise ratio, and sensors' uncertainty/bias/sampling rate).	7.2.1.3.5. The manufacturer shall quantify the uncertainty in the simulation toolchain(s) and its outputs that occur because of the quality of the data (e.g. data coverage, signal to noise ratio, and sensors' uncertainty/bias/sampling rate).
5.2.1.3.6. Management of output data	7.2.1.3.6. Management of output data
5.2.1.3.6.1. The manufacturer shall record the output data from the simulation toolchain(s) used for its validation	7.2.1.3.6.1. The manufacturer shall record the output data from the simulation toolchain(s) used for its validation
5.2.1.3.6.2. Each output record shall be traceable to the input data that produced the output.	7.2.1.3.6.2. Each output record shall be traceable to the input data that produced the output.
5.2.1.3.6.3. The manufacturer shall conduct statistical analysis of the output data and note any important quality characteristics deduced from this analysis.	7.2.1.3.6.3. The manufacturer shall conduct statistical analysis of the output data and note any important quality characteristics deduced from this analysis.

UN Global Technical Regulation under the 1998 Agreement Safety of Automated Driving Systems	UN Regulation under the 1958 Agreement Uniform provisions concerning the approval of motor vehicles with regard to their Automated Driving Systems
<p>5.2.1.3.6.4. The manufacturer shall show that the quality of the output data is sufficient to:</p> <ul style="list-style-type: none"> <li>(a) Validate the simulation toolchain(s) and its components,</li> <li>(b) Allow consistency/sanity check of the simulation toolchain(s) and its components, and</li> <li>(c) Produce evidence to support the ADS safety case.</li> </ul>	<p>7.2.1.3.6.4. The manufacturer shall show that the quality of the output data is sufficient to:</p> <ul style="list-style-type: none"> <li>(a) Validate the simulation toolchain(s) and its components,</li> <li>(b) Allow consistency/sanity check of the simulation toolchain(s) and its components, and</li> <li>(c) Produce evidence to support the ADS safety case.</li> </ul>
<p>5.2.1.3.6.5 If stochastic models exist in the simulation toolchain(s), with regards to the data generated by these models, the manufacturer shall:</p> <ul style="list-style-type: none"> <li>(a) Characterize the variance in the output of the simulation toolchain(s), and</li> <li>(b) Ensure the possibility of a deterministic re-execution of the simulation toolchain(s).</li> </ul>	<p>7.2.1.3.6.5 If stochastic models exist in the simulation toolchain(s), with regards to the data generated by these models, the manufacturer shall:</p> <ul style="list-style-type: none"> <li>(a) Characterize the variance in the output of the simulation toolchain(s), and</li> <li>(b) Ensure the possibility of a deterministic re-execution of the simulation toolchain(s).</li> </ul>
<p>5.2.1.4. Competency of personnel</p>	<p>7.2.1.4. Competency of personnel</p>
<p>5.2.1.4.1. The manufacturer shall document and provide the rationale for their confidence in the competency of:</p> <ul style="list-style-type: none"> <li>(a) The personnel who developed the simulation toolchain(s) and its components,</li> <li>(b) The personnel who assessed the simulation toolchain(s) and its components, and</li> <li>(c) The personnel who used the simulation toolchain(s) to perform the testing with the purpose of validating the system.</li> </ul>	<p>7.2.1.4.1. The manufacturer shall document and provide the rationale for their confidence in the competency of:</p> <ul style="list-style-type: none"> <li>(a) The personnel who developed the simulation toolchain(s) and its components,</li> <li>(b) The personnel who assessed the simulation toolchain(s) and its components, and</li> <li>(c) The personnel who used the simulation toolchain(s) to perform the testing with the purpose of validating the system.</li> </ul>
<p>5.2.1.4.2. The manufacturer shall have processes and procedures that identify and maintain the skills, knowledge, and experience needed to develop, assess and use the simulation toolchain(s). The following processes shall be established, maintained and documented:</p>	<p>7.2.1.4.2. The manufacturer shall have processes and procedures that identify and maintain the skills, knowledge, and experience needed to develop, assess and use the simulation toolchain(s). The following processes shall be established, maintained and documented:</p>

UN Global Technical Regulation under the 1998 Agreement Safety of Automated Driving Systems	UN Regulation under the 1958 Agreement Uniform provisions concerning the approval of motor vehicles with regard to their Automated Driving Systems
<ul style="list-style-type: none"> <li>(a) Process to identify and evaluate the necessary competencies that are required to perform the modelling and simulation activities identified by the manufacturer, and</li> <li>(b) Process for training personnel to be competent to perform the modelling and simulation activities.</li> </ul>	<ul style="list-style-type: none"> <li>(a) Process to identify and evaluate the necessary competencies that are required to perform the modelling and simulation activities identified by the manufacturer, and</li> <li>(b) Process for training personnel to be competent to perform the modelling and simulation activities.</li> </ul>
5.2.1.4.3. The manufacturer shall maintain records of the personnel involved in the development, assessment, and use of the simulation toolchain(s) showing they have received the necessary training and have been deemed competent to perform the requested modelling and simulation activities.	7.2.1.4.3. The manufacturer shall maintain records of the personnel involved in the development, assessment, and use of the simulation toolchain(s) showing they have received the necessary training and have been deemed competent to perform the requested modelling and simulation activities.
5.2.1.4.4. The manufacturer shall set up suitable arrangements with third-party organisations linked to the simulation toolchain(s), to ensure that the competency of the third-party personnel is adequate to perform the tasks assigned to those personnel.	7.2.1.4.4. The manufacturer shall set up suitable arrangements with third-party organisations linked to the simulation toolchain(s), to ensure that the competency of the third-party personnel is adequate to perform the tasks assigned to those personnel.
5.2.1.4.5. The arrangements with third-party organizations shall be aligned with the SMS provisions reported in 5.1.4.2. and 5.1.6.3.	7.2.1.4.5. The arrangements with third-party organizations shall be aligned with the SMS provisions reported in 7.1.4.2. and 7.1.6.3.
5.2.1.5. Release management	7.2.1.5. Release management
5.2.1.5.1. The manufacturer shall manage and support the simulation toolchain(s) used for virtual testing throughout the lifecycle of the simulation toolchain(s).	7.2.1.5.1. The manufacturer shall manage and support the simulation toolchain(s) used for virtual testing throughout the lifecycle of the simulation toolchain(s).
5.2.1.5.1.1. This management and support shall also continue until the end of the post-production phase of the ADS.	7.2.1.5.1.1. This management and support shall also continue until the end of the post-production phase of the ADS.
5.2.1.5.2. The manufacturer shall manage and document the simulation toolchain(s) release management process, including: <ul style="list-style-type: none"> <li>(a) A description of the modifications associated with each toolchain(s) release,</li> </ul>	7.2.1.5.2. The manufacturer shall manage and document the simulation toolchain(s) release management process, including: <ul style="list-style-type: none"> <li>(a) A description of the modifications associated with each toolchain(s) release</li> </ul>

UN Global Technical Regulation under the 1998 Agreement		UN Regulation under the 1958 Agreement	
Safety of Automated Driving Systems		Uniform provisions concerning the approval of motor vehicles with regard to their Automated Driving Systems	
	(b) A record of any associated software (e.g., specific software product, designations and version) and hardware arrangements (e.g., XiL configuration), and		(b) A record of any associated software (e.g., specific software product, designations and version) and hardware arrangements (e.g., XiL configuration), and
	(c) A record of the internal review activities that supported the toolchain(s) acceptance and release.		(c) A record of the internal review activities that supported the toolchain(s) acceptance and release.
5.2.1.6.	Description of the simulation toolchain	7.2.1.6.	Description of the simulation toolchain
5.2.1.6.1.	The manufacturer shall describe the simulation toolchain(s) and identify its scope of applicability, its limitations, assumptions and the sources of uncertainty that can affect results.	7.2.1.6.1.	The manufacturer shall describe the simulation toolchain(s) and identify its scope of applicability, its limitations, assumptions and the sources of uncertainty that can affect results.
5.2.1.6.2.	The manufacturer shall provide a description of the simulation toolchain(s) and its components.	7.2.1.6.2.	The manufacturer shall provide a description of the simulation toolchain(s) and its components.
5.2.1.6.3.	The manufacturer shall provide a description of the approach adopted in the simulation toolchain(s) validation.	7.2.1.6.3.	The manufacturer shall provide a description of the approach adopted in the simulation toolchain(s) validation.
5.2.1.6.4.	The manufacturer shall provide a description of the acceptance tests and criteria that will be used to determine that the simulation toolchain(s) can be used to produce the evidence needed to support the ADS safety case.	7.2.1.6.4.	The manufacturer shall provide a description of the acceptance tests and criteria that will be used to determine that the simulation toolchain(s) can be used to produce the evidence needed to support the ADS safety case.
5.2.1.7.	Simulation toolchain assumptions, known limitations, and uncertainty quantification	7.2.1.7.	Simulation toolchain assumptions, known limitations, and uncertainty quantification
5.2.1.7.1.	The manufacturer shall describe the modelling assumptions and considerations that guided the design of the toolchain(s).	7.2.1.7.1.	The manufacturer shall describe the modelling assumptions and considerations that guided the design of the toolchain(s).
5.2.1.7.2.	The manufacturer shall provide information on:	7.2.1.7.2.	The manufacturer shall provide information on:

UN Global Technical Regulation under the 1998 Agreement Safety of Automated Driving Systems	UN Regulation under the 1958 Agreement Uniform provisions concerning the approval of motor vehicles with regard to their Automated Driving Systems
<p>(a) Assumptions made during the development of each simulation toolchain and its components and the limitations that these assumptions impose on its scope and applicability, and</p> <p>(b) The rationale for choices made about the level of fidelity of each simulation toolchain and its components.</p>	<p>(a) Assumptions made during the development of each simulation toolchain and its components and the limitations that these assumptions impose on its scope and applicability, and</p> <p>(b) The rationale for choices made about the level of fidelity of each simulation toolchain and its components.</p>
<p>5.2.1.7.3. The manufacturer shall provide justification that the tolerances associated with the simulation toolchain(s) are appropriate and meet the acceptance tests and criteria.</p>	<p>7.2.1.7.3. The manufacturer shall provide justification that the tolerances associated with the simulation toolchain(s) are appropriate and meet the acceptance tests and criteria.</p>
<p>5.2.1.7.4. The manufacturer shall provide details of the sources of uncertainty in each simulation toolchain and its components and the assessment of their impact on the results.</p>	<p>7.2.1.7.4. The manufacturer shall provide details of the sources of uncertainty in each simulation toolchain and its components and the assessment of their impact on the results.</p>
<p>5.2.1.8. Simulation toolchain scope</p>	<p>7.2.1.8. Simulation toolchain scope</p>
<p>5.2.1.8.1. The manufacturer shall document the scope of each simulation toolchain and identify its limitations.</p>	<p>7.2.1.8.1. The manufacturer shall document the scope of each simulation toolchain and identify its limitations.</p>
<p>5.2.1.8.1.1. The scope shall refer to the ODD and identify any limitations about its applicability to the ODD.</p>	<p>7.2.1.8.1.1. The scope shall refer to the ODD and identify any limitations about its applicability to the ODD.</p>
<p>5.2.1.8.2. The manufacturer shall demonstrate how each simulation toolchain imitates the relevant physical phenomena and meets the necessary level of accuracy.</p>	<p>7.2.1.8.2. The manufacturer shall demonstrate how each simulation toolchain imitates the relevant physical phenomena and meets the necessary level of accuracy.</p>
<p>5.2.1.8.3. The manufacturer shall provide sufficient evidence to justify the claim that the simulation toolchain(s) can be used within the defined scope.</p>	<p>7.2.1.8.3. The manufacturer shall provide sufficient evidence to justify the claim that the simulation toolchain(s) can be used within the defined scope.</p>
<p>5.2.1.8.4. The manufacturer shall provide a list of tests used for validation and the corresponding parameters and any known limitations.</p>	<p>7.2.1.8.4. The manufacturer shall provide a list of tests used for validation and the corresponding parameters and any known limitations.</p>
<p>5.2.1.9. Simulation toolchain criticality analysis</p>	<p>7.2.1.9. Simulation toolchain Criticality Analysis</p>

UN Global Technical Regulation under the 1998 Agreement Safety of Automated Driving Systems	UN Regulation under the 1958 Agreement Uniform provisions concerning the approval of motor vehicles with regard to their Automated Driving Systems
5.2.1.9.1. The manufacturer shall review the error estimates of the simulation toolchain(s) to assess their criticality and the effect these would have on the manufacturer's claims about their safety case.	7.2.1.9.1. The manufacturer shall review the error estimates of the simulation toolchain(s) to assess their criticality and the effect these would have on the manufacturer's claims about their safety case.
5.2.1.10. Simulation Toolchain Verification	7.2.1.10. Simulation Toolchain Verification
5.2.1.10.1. The manufacturer shall demonstrate that the simulation toolchain(s) will not exhibit unrealistic behaviour for valid inputs which have not been explicitly tested.	7.2.1.10.1. The manufacturer shall demonstrate that the simulation toolchain(s) will not exhibit unrealistic behaviour for valid inputs which have not been explicitly tested.
5.2.1.11. Simulation Toolchain Code Verification	7.2.1.11. Simulation Toolchain Code Verification
5.2.1.11.1. The manufacturer shall document the execution of proper code verification techniques used in evaluating each simulation toolchain and its components (e.g., static/dynamic code verification, convergence analysis and comparison with exact solutions if applicable).	7.2.1.11.1. The manufacturer shall document the execution of proper code verification techniques used in evaluating each simulation toolchain and its components (e.g., static/dynamic code verification, convergence analysis and comparison with exact solutions if applicable).
5.2.1.11.2. The manufacturer shall provide evidence that the input parameter space was sufficiently explored to identify if there are any parameter combinations for which the simulation toolchain shows unstable or unrealistic behaviour.	7.2.1.11.2. The manufacturer shall provide evidence that the input parameter space was sufficiently explored to identify if there are any parameter combinations for which the simulation toolchain shows unstable or unrealistic behaviour.
5.2.1.11.3. The manufacturer shall undertake sanity and consistency checking procedures and provide information on the results to show that the simulation toolchain(s) is robust.	7.2.1.11.3. The manufacturer shall undertake sanity and consistency checking procedures and provide information on the results to show that the simulation toolchain(s) is robust.
5.2.1.12. Simulation Toolchain Calculation Verification	7.2.1.12. Simulation Toolchain Calculation Verification
5.2.1.12.1. The manufacturer shall document numerical error estimates (e.g., discretization error, rounding error, iterative procedures, and convergence).	7.2.1.12.1. The manufacturer shall document numerical error estimates (e.g., discretization error, rounding error, iterative procedures, and convergence).
5.2.1.12.2. The manufacturer shall review the analysis and demonstrate that the numerical errors are understood and sufficiently bounded to allow the simulation toolchain(s) to be used for virtual testing.	7.2.1.12.2. The manufacturer shall review the analysis and demonstrate that the numerical errors are understood and sufficiently bounded to allow the simulation toolchain(s) to be used for virtual testing.

UN Global Technical Regulation under the 1998 Agreement Safety of Automated Driving Systems	UN Regulation under the 1958 Agreement Uniform provisions concerning the approval of motor vehicles with regard to their Automated Driving Systems
5.2.1.13. Simulation Toolchain Sensitivity Analysis	7.2.1.13. Simulation Toolchain Sensitivity Analysis
5.2.1.13.1. The manufacturer shall provide documentation demonstrating that the input data and parameters that most critically influence the toolchain outputs have been identified by means of appropriate sensitivity analysis techniques.	7.2.1.13.1. The manufacturer shall provide documentation demonstrating that the input data and parameters that most critically influence the toolchain outputs have been identified by means of appropriate sensitivity analysis techniques.
5.2.1.13.2. The manufacturer shall demonstrate that robust calibration procedures have been adopted for assigning appropriate value(s) to all the simulation parameters while ensuring that special attention is taken for the most critical parameters. This is to ensure that the simulation toolchain can be used to emulate the relevant real-world system.	7.2.1.13.2. The manufacturer shall demonstrate that robust calibration procedures have been adopted for assigning appropriate value(s) to all the simulation parameters while ensuring that special attention is taken for the most critical parameters. This is to ensure that the simulation toolchain can be used to emulate the relevant real-world system.
5.2.1.13.3. The manufacturer shall demonstrate that sensitivity analysis has been used to identify the critical input data and parameters that need particular attention in order to characterize the uncertainty of the overall simulation toolchain outputs.	7.2.1.13.3. The manufacturer shall demonstrate that sensitivity analysis has been used to identify the critical input data and parameters that need particular attention in order to characterize the uncertainty of the overall simulation toolchain outputs.
5.2.1.14. Simulation Toolchain Validation	7.2.1.14. Simulation Toolchain Validation
5.2.1.14.1. The manufacturer shall perform a validation analysis based on quantitative metrics to determine the degree to which each simulation toolchain is an accurate representation of the real-world system.	7.2.1.14.1. The manufacturer shall perform a validation analysis based on quantitative metrics to determine the degree to which each simulation toolchain is an accurate representation of the real-world system.
5.2.1.14.2. The manufacturer shall provide evidence that each simulation toolchain's results are consistent and correlate with the results of physical tests.	7.2.1.14.2. The manufacturer shall provide evidence that each simulation toolchain's results are consistent and correlate with the results of physical tests.
5.2.1.14.3. The validation shall be performed on a sufficiently representative set of tests in order to substantiate the claims that the simulation toolchain(s) is suitable and can be used within its scope.	7.2.1.14.3. The validation shall be performed on a sufficiently representative set of tests in order to substantiate the claims that the simulation toolchain(s) is suitable and can be used within its scope.

UN Global Technical Regulation under the 1998 Agreement Safety of Automated Driving Systems	UN Regulation under the 1958 Agreement Uniform provisions concerning the approval of motor vehicles with regard to their Automated Driving Systems
5.2.1.14.4. The manufacturer shall define the measures of performance (metrics) that will be used when comparing the results of physical tests and the output of the simulation toolchain(s).	7.2.1.14.4. The manufacturer shall define the measures of performance (metrics) that will be used when comparing the results of physical tests and the output of the simulation toolchain(s).
5.2.1.14.5. The manufacturer shall use appropriate statistical techniques when comparing the results of physical tests and the corresponding output of the simulation toolchain and its components.	7.2.1.14.5. The manufacturer shall use appropriate statistical techniques when comparing the results of physical tests and the corresponding output of the simulation toolchain and its components.
5.2.1.14.6. The manufacturer shall specify acceptance tests and criteria during the development of each simulation toolchain and its components and demonstrate that they have been achieved.	7.2.1.14.6. The manufacturer shall specify acceptance tests and criteria during the development of each simulation toolchain and its components and demonstrate that they have been achieved.
5.2.1.14.7. The manufacturer shall define the methodology and tests used for each simulation toolchain validation.	7.2.1.14.7. The manufacturer shall define the methodology and tests used for each simulation toolchain validation.
5.2.1.14.7.1. It should be clear whether the full ODD is within scope of the toolchain(s) or only part of it.	7.2.1.14.7.1. It should be clear whether the full ODD is within scope of the toolchain(s) or only part of it.
7.2.1.14.7.2. The validation strategy may consist of one or more of the following: (a) Subsystem model validation (e.g., environment models, sensor models, and vehicle models), (b) Vehicle system model validation (vehicle dynamics model together with the environment model), (c) Sensor system validation (sensor model together with the environment model), and (d) Integrated system validation (sensor model together with the environment model with influences from vehicle model).	7.2.1.14.7.2. The validation strategy may consist of one or more of the following: (a) Subsystem model validation (e.g., environment models, sensor models, and vehicle models), (b) Vehicle system model validation (vehicle dynamics model together with the environment model), (c) Sensor system validation (sensor model together with the environment model), and (d) Integrated system validation (sensor model together with the environment model with influences from vehicle model).
5.2.1.14.8. The manufacturer shall demonstrate that the accuracy criteria defined during each simulation toolchain development have been met.	7.2.1.14.8. The manufacturer shall demonstrate that the accuracy criteria defined during each simulation toolchain development have been met.

UN Global Technical Regulation under the 1998 Agreement Safety of Automated Driving Systems	UN Regulation under the 1958 Agreement Uniform provisions concerning the approval of motor vehicles with regard to their Automated Driving Systems
5.2.1.14.9. The manufacturer shall provide evidence that the processes related to the validation activity have been followed.	7.2.1.14.9. The manufacturer shall provide evidence that the processes related to the validation activity have been followed.
5.2.1.14.10. The manufacturer shall document their uncertainty characterization analysis and provide information about how the simulation toolchain(s) should be used and any safety margins that should be applied when it is used for virtual testing.	7.2.1.14.10. The manufacturer shall document their uncertainty characterization analysis and provide information about how the simulation toolchain(s) should be used and any safety margins that should be applied when it is used for virtual testing.
5.2.1.14.11. The manufacturer shall demonstrate it has techniques to estimate each simulation toolchain's critical inputs and that they have been applied and the results documented	7.2.1.14.11. The manufacturer shall demonstrate it has techniques to estimate each simulation toolchain's critical inputs and that they have been applied and the results documented
5.2.1.14.12. The manufacturer shall demonstrate that they have characterised the critical parameters used in each simulation toolchain and its components and where appropriate have identified these as distributions with confidence intervals.	7.2.1.14.12. The manufacturer shall demonstrate that they have characterised the critical parameters used in each simulation toolchain and its components and where appropriate have identified these as distributions with confidence intervals.
5.2.1.14.13. The manufacturer shall demonstrate that they have achieved a proper characterization of the uncertainty of the results of each simulation toolchain and its components, because of any assumptions therein.	7.2.1.14.13. The manufacturer shall demonstrate that they have achieved a proper characterization of the uncertainty of the results of each simulation toolchain and its components, because of any assumptions therein.
5.2.1.14.14. The manufacturer shall demonstrate that they have differentiated between the aleatory and epistemic uncertainties associated with each simulation toolchain.	7.2.1.14.14. The manufacturer shall demonstrate that they have differentiated between the aleatory and epistemic uncertainties associated with each simulation toolchain.
5.2.2. Track testing	7.2.2. Track testing
5.2.2.1. The manufacturer shall demonstrate that the track testing environment and capabilities are suitable to conduct testing and gather evidence to support the safety case. In particular the manufacturer shall demonstrate that:  (a) The track testing conducted includes static and dynamic elements representative of the ODD and of the expected operating conditions, and	7.2.2.1. The manufacturer shall demonstrate that the track testing environment and capabilities are suitable to conduct testing and gather evidence to support the safety case. In particular the manufacturer shall demonstrate that:  (a) The track testing conducted includes static and dynamic elements representative of the ODD and of the expected operating conditions, and

UN Global Technical Regulation under the 1998 Agreement Safety of Automated Driving Systems	UN Regulation under the 1958 Agreement Uniform provisions concerning the approval of motor vehicles with regard to their Automated Driving Systems
<p>(b) The equipment used during track testing undergoes periodic inspection, maintenance and calibrations to ensure that the measurements are characterized by sufficient accuracy and precision.</p>	<p>(b) The equipment used during track testing undergoes periodic inspection, maintenance and calibrations to ensure that the measurements are characterized by sufficient accuracy and precision.</p>
<p>5.2.3. Real-world testing</p>	<p>7.2.3. Real-world testing</p>
<p>5.2.3.1. The manufacturer shall demonstrate that the real-world testing facilities (public roads), environment and capabilities are suitable to conduct testing and gather evidence to support the safety case. In particular the manufacturer shall demonstrate that:</p>	<p>7.2.3.1. The manufacturer shall demonstrate that the real-world testing facilities (public roads), environment and capabilities are suitable to conduct testing and gather evidence to support the safety case. In particular the manufacturer shall demonstrate that:</p>
<p>(a) The selected test routes hold a sufficient probability for the ADS to encounter [situations] that involve a large number of other road users, unlikely road infrastructure, or abnormal geographic/environmental conditions, and</p>	<p>(a) The selected test routes hold a sufficient probability for the ADS to encounter [situations] that involve a large number of other road users, unlikely road infrastructure, or abnormal geographic/environmental conditions, and</p>
<p>(b) The equipment used during real-world testing undergoes periodic inspection, maintenance and calibrations to ensure that the measurements are characterized by sufficient accuracy and precision.</p>	<p>(b) The equipment used during real-world testing undergoes periodic inspection, maintenance and calibrations to ensure that the measurements are characterized by sufficient accuracy and precision.</p>
<p>5.3. Safety case for an ADS</p>	<p>7.3. Safety case for an ADS</p>
<p>5.3.1. System Description</p>	<p>7.3.1. System Description</p>
<p>5.3.1.1. The manufacturer shall provide a system description.</p>	<p>7.3.1.1. The manufacturer shall provide a system description.</p>
<p>5.3.1.2.1. This shall include a description of each ADS feature configuration including ADS functions applicable to that specific feature, the intended uses and limitations on the use of the feature which gives a simple explanation of its operational characteristics.</p>	<p>7.3.1.2.1. This shall include a description of each ADS feature configuration including ADS functions applicable to that specific feature, the intended uses and limitations on the use of the feature which gives a simple explanation of its operational characteristics.</p>

UN Global Technical Regulation under the 1998 Agreement Safety of Automated Driving Systems	UN Regulation under the 1958 Agreement Uniform provisions concerning the approval of motor vehicles with regard to their Automated Driving Systems
<p>5.3.1.3. The system description shall describe how the Operational Design Domain has been defined for each ADS feature and explain the boundaries of each of the conditions in which the feature is designed to operate. This shall include at least the following:</p> <ul style="list-style-type: none"> <li>(a) Intended area of operation (e.g., jurisdictions, geographic limitations),</li> <li>(b) Roadway characteristics (e.g., road type, road conditions, speed limit),</li> <li>(c) Environmental conditions (e.g., weather, illumination), and</li> <li>(d) Dynamic elements (e.g., kinds of other road users).</li> </ul>	<p>7.3.1.3. The system description shall describe how the Operational Design Domain has been defined for each ADS feature and explain the boundaries of each of the conditions in which the feature is designed to operate. This shall include at least the following:</p> <ul style="list-style-type: none"> <li>(a) Intended area of operation (e.g., jurisdictions, geographic limitations)</li> <li>(b) Roadway characteristics (e.g., road type, road conditions, speed limit),</li> <li>(c) Environmental conditions (e.g., weather, illumination), and</li> <li>(d) Dynamic elements (e.g., kinds of other road users).</li> </ul>
<p>5.3.1.4. The system description shall include outlines of the following elements of the ADS and their relationships to other vehicle systems:</p> <ul style="list-style-type: none"> <li>(a) Hardware components and their functions, and</li> <li>(b) Software components and their functions.</li> </ul>	<p>7.3.1.4. The system description shall include outlines of the following elements of the ADS and their relationships to other vehicle systems:</p> <ul style="list-style-type: none"> <li>(a) Hardware components and their functions, and</li> <li>(b) Software components and their functions.</li> </ul>
<p>5.3.1.4.1. The outlines shall include block diagrams and/or schematics.</p>	<p>7.3.1.4.1. The outlines shall include block diagrams and/or schematics.</p>
<p>5.3.1.4.1.1. The hardware components outline shall include a schematic of the ADS illustrating the equipment distribution.</p>	<p>7.3.1.4.1.1. The hardware components outline shall include a schematic of the ADS illustrating the equipment distribution.</p>
<p>5.3.1.4.1.2. The outlines shall integrate the hardware identification markings of the ADS components in its diagrams and/or schematics, and a table shall be provided to link the hardware identification to the software identification.</p>	<p>7.3.1.4.1.2. The outlines shall integrate the hardware identification markings of the ADS components in its diagrams and/or schematics, and a table shall be provided to link the hardware identification to the software identification.</p>
<p>5.3.1.4.1.3. A single hardware identification marking shall be used for functions that are combined within a single component (e.g., control unit or single computer) but are shown in multiple blocks in a block diagram.</p>	<p>7.3.1.4.1.3. A single hardware identification marking shall be used for functions that are combined within a single component (e.g., control unit or single computer) but are shown in multiple blocks in a block diagram.</p>

UN Global Technical Regulation under the 1998 Agreement Safety of Automated Driving Systems	UN Regulation under the 1958 Agreement Uniform provisions concerning the approval of motor vehicles with regard to their Automated Driving Systems
5.3.1.4.1.4. [The table specified in paragraph 5.3.1.4.1.2. of this Regulation shall be kept up to date with software and hardware updates.]	7.3.1.4.1.4. [The table specified in paragraph 7.3.1.4.1.2. of this Regulation shall be kept up to date with software and hardware updates.]
5.3.1.4.2. The outlines shall include the components/functions of the ADS and other vehicle systems that are relevant to meeting the requirements of this Regulation.	7.3.1.4.2. The outlines shall include the components/functions of the ADS and other vehicle systems that are relevant to meeting the requirements of this Regulation.
5.3.1.4.2.1. The outlines shall show interconnections between the components/functions of the ADS and those components/functions and other systems via: <ul style="list-style-type: none"> <li>(a) A circuit diagram for the electrical transmission links,</li> <li>(b) A piping diagram for pneumatic and/or hydraulic transmission equipment, and</li> <li>(c) A simplified diagrammatic layout for mechanical linkages.</li> </ul>	7.3.1.4.2.1. The outlines shall show interconnections between the components/functions of the ADS and those components/functions and other systems via: <ul style="list-style-type: none"> <li>(a) A circuit diagram for the electrical transmission links,</li> <li>(b) A piping diagram for pneumatic and/or hydraulic transmission equipment, and</li> <li>(c) A simplified diagrammatic layout for mechanical linkages.</li> </ul>
5.3.1.4.2.2. There shall be a clear correspondence between transmission links in the hardware and software components outline, schematics and/or diagrams and the signals carried between components and systems of the corresponding functions outline, schematics and/or diagrams.	7.3.1.4.2.2. There shall be a clear correspondence between transmission links in the hardware and software components outline, schematics and/or diagrams and the signals carried between components and systems of the corresponding functions outline, schematics and/or diagrams.
5.3.1.4.2.3 Priorities of signals on multiplexed data paths shall be stated wherever priority can be an issue affecting performance or safety.	7.3.1.4.2.3. Priorities of signals on multiplexed data paths shall be stated wherever priority can be an issue affecting performance or safety.
5.3.1.4.3. The outlines shall include how the following functions and aspects are addressed: <ul style="list-style-type: none"> <li>(a) Sensing and perception of events and objects,</li> <li>(b) Decision-making and planning,</li> <li>(c) Remote supervision and remote monitoring by a remote supervision centre (if applicable),</li> <li>(d) Information display/user interface,</li> </ul>	7.3.1.4.3. The outlines shall include how the following functions and aspects are addressed: <ul style="list-style-type: none"> <li>(a) Sensing and perception of events and objects,</li> <li>(b) Decision-making and planning,</li> <li>(c) Remote supervision and remote monitoring by a remote supervision centre (if applicable),</li> <li>(d) Information display/user interface,</li> </ul>

UN Global Technical Regulation under the 1998 Agreement Safety of Automated Driving Systems	UN Regulation under the 1958 Agreement Uniform provisions concerning the approval of motor vehicles with regard to their Automated Driving Systems
<p>(e) The data storage system (e.g., Data Storage System for Automated Driving), and</p> <p>(f) Redundancies of relevant components and/or connections.</p>	<p>(e) The data storage system (e.g., Data Storage System for Automated Driving), and</p> <p>(f) Redundancies of relevant components and/or connections.</p>
<p>5.3.1.4.4. The hardware components outline shall provide information regarding the installation options that will be employed for the individual components that comprise the sensing system.</p>	<p>7.3.1.4.4. The hardware components outline shall provide information regarding the installation options that will be employed for the individual components that comprise the sensing system.</p>
<p>5.3.1.4.4.1. These options shall include, but are not limited to, the location of the component in/on the vehicle, the material(s) surrounding the component, the dimensioning and geometry of the material surrounding the component, and the surface finish of the materials surrounding the component, once installed in the vehicle.</p>	<p>7.3.1.4.4.1. These options shall include, but are not limited to, the location of the component in/on the vehicle, the material(s) surrounding the component, the dimensioning and geometry of the material surrounding the component, and the surface finish of the materials surrounding the component, once installed in the vehicle.</p>
<p>5.3.1.4.4.2. The information shall also include installation specifications that are critical to the ADS's performance such as tolerances on installation angle.</p>	<p>7.3.1.4.4.2. The information shall also include installation specifications that are critical to the ADS's performance such as tolerances on installation angle.</p>
<p>5.3.1.4.4.3. Any changes to the individual components of the sensing system, or the installation options, shall be updated in the documentation.</p>	<p>7.3.1.4.4.3. Any changes to the individual components of the sensing system, or the installation options, shall be updated in the documentation.</p>
<p>5.3.1.5. A list of all inputs relevant to/for the ADS, including those from sensors, shall be provided and the working range of these defined, along with a description of how each variable is linked to the control functions of the ADS and potential impacts on system behaviour. This shall include the nominal range, and coverage area of each sensor.</p>	<p>7.3.1.5. A list of all inputs relevant to/for the ADS, including those from sensors, shall be provided and the working range of these defined, along with a description of how each variable is linked to the control functions of the ADS and potential impacts on system behaviour. This shall include the nominal range, and coverage area of each sensor.</p>

UN Global Technical Regulation under the 1998 Agreement Safety of Automated Driving Systems	UN Regulation under the 1958 Agreement Uniform provisions concerning the approval of motor vehicles with regard to their Automated Driving Systems
5.3.1.6. A list of all of the ADS outputs shall be provided and an explanation given, in each case, of whether the output directly controls the vehicle or is processed via another vehicle system. The range of control exercised on each variable shall be defined as well as the nominal capabilities of control actuators.	7.3.1.6. A list of all of the ADS outputs shall be provided and an explanation given, in each case, of whether the output directly controls the vehicle or is processed via another vehicle system. The range of control exercised on each variable shall be defined as well as the nominal capabilities of control actuators.
5.3.1.7. The system description shall describe how the ADS detects and responds to approaching and crossing of ODD boundaries.	7.3.1.7. The system description shall describe how the ADS detects and responds to approaching and crossing of ODD boundaries.
5.3.1.8. The system description shall document: <ul style="list-style-type: none"> <li>(a) The conditions that must be present to permit activation of the feature,</li> <li>(b) The conditions that trigger a fallback response,</li> <li>(c) The conditions that must be present to permit deactivation of the feature, and</li> <li>(d) The conditions which may prompt the user to voluntarily take back control, if applicable.</li> </ul>	7.3.1.8. The system description shall document: <ul style="list-style-type: none"> <li>(a) The conditions that must be present to permit activation of the feature,</li> <li>(b) The conditions that trigger a fallback response,</li> <li>(c) The conditions that must be present to permit deactivation of the feature, and</li> <li>(d) The conditions which may prompt the user to voluntarily take back control, if applicable.</li> </ul>
5.3.1.9. The system description shall indicate the categories of other road users with whom the ADS is designed to interact (e.g., pedestrians, cyclists, etc).	7.3.1.9. The system description shall indicate the categories of other road users with whom the ADS is designed to interact (e.g., pedestrians, cyclists, etc).
5.3.1.10. The system description shall identify the ADS users with whom the ADS is designed to interact and describe the nature of their interactions with the ADS.	7.3.1.10. The system description shall identify the ADS users with whom the ADS is designed to interact and describe the nature of their interactions with the ADS.
5.3.1.11. If the ADS can request a remote intervention, the system description shall describe the nature and process for such interaction.	7.3.1.11. If the ADS can request a remote intervention, the system description shall describe the nature and process for such interaction.

UN Global Technical Regulation under the 1998 Agreement Safety of Automated Driving Systems	UN Regulation under the 1958 Agreement Uniform provisions concerning the approval of motor vehicles with regard to their Automated Driving Systems
5.3.1.12. The system description shall describe the methods of activating, overriding, or deactivating the ADS feature by any or all of: the ADS user (where relevant), remote intervention (where relevant), passengers (where relevant) or other road users (where relevant).	7.3.1.12. The system description shall describe the methods of activating, overriding, or deactivating the ADS feature by any or all of: the ADS user (where relevant), remote intervention (where relevant), passengers (where relevant) or other road users (where relevant).
5.3.1.13. Data Storage System for Automated Driving	7.3.1.13. Data Storage System for Automated Driving
5.3.1.13.1. In accordance with Annex 6, the manufacturer shall describe the DSSAD installed on the ADS vehicle, including: <ul style="list-style-type: none"> <li>(a) Capability to record time-stamped data,</li> <li>(b) Capability to record time-series data,</li> <li>(c) List of recordable data elements,</li> <li>(d) Means for enabling access to stored data, and</li> <li>(e) Means for protecting data against unauthorized access and manipulation.</li> </ul>	7.3.1.13.1. In accordance with Annex 8, the manufacturer shall describe the DSSAD installed on the ADS vehicle, including: <ul style="list-style-type: none"> <li>(a) Capability to record time-stamped data,</li> <li>(b) Capability to record time-series data,</li> <li>(c) List of recordable data elements,</li> <li>(d) Means for enabling access to stored data, and</li> <li>(e) Means for protecting data against unauthorized access and manipulation.</li> </ul>
5.3.1.13.2. [The manufacturer shall justify the omission of data elements listed in Annex 6.]	7.3.1.13.2. [The manufacturer shall justify the omission of data elements listed in Annex 6.]
5.3.1.14. The system description shall describe the range of end states constituting a mitigated risk condition that can be achieved by the ADS feature, including: <ul style="list-style-type: none"> <li>(a) The conditions which may trigger an attempt to reach a mitigated risk condition,</li> <li>(b) The processes by which the ADS feature attempts to reach a mitigated risk condition, and</li> <li>(c) The evaluation of risk related to mitigated risk condition end states.</li> </ul>	7.3.1.14. The system description shall describe the range of end states constituting a mitigated risk condition that can be achieved by the ADS feature, including: <ul style="list-style-type: none"> <li>(a) The conditions which may trigger an attempt to reach a mitigated risk condition,</li> <li>(b) The processes by which the ADS feature attempts to reach a mitigated risk condition, and</li> <li>(c) The evaluation of risk related to mitigated risk condition end states.</li> </ul>

UN Global Technical Regulation under the 1998 Agreement Safety of Automated Driving Systems	UN Regulation under the 1958 Agreement Uniform provisions concerning the approval of motor vehicles with regard to their Automated Driving Systems
<p>5.3.1.15. The system description shall describe the range of end states constituting a mitigated risk condition that can be achieved by the ADS feature, including:</p> <ul style="list-style-type: none"> <li>(a) A list of the potential faults identifiable by the diagnostic system(s) of the ADS, and</li> <li>(b) Failure of a vehicle system or component other than the ADS that precludes the ADS from performing the DDT.</li> </ul>	<p>7.3.1.15. The system description shall describe the range of end states constituting a mitigated risk condition that can be achieved by the ADS feature, including:</p> <ul style="list-style-type: none"> <li>(a) A list of the potential faults identifiable by the diagnostic system(s) of the ADS, and</li> <li>(b) Failure of a vehicle system or component other than the ADS that precludes the ADS from performing the DDT.</li> </ul>
<p>5.3.1.16. The system description shall describe how the ADS feature responds to failure situations, including at least one or more following means (as applicable):</p> <ul style="list-style-type: none"> <li>(a) Fallback (or fail safe) operation using a partial system,</li> <li>(b) Redundancy using separate systems,</li> <li>(c) Diversity of systems performing the same function.</li> <li>(d) Removal of some or all automated driving function(s),</li> </ul>	<p>7.3.1.16. The system description shall describe how the ADS feature responds to failure situations, including at least one or more following means (as applicable):</p> <ul style="list-style-type: none"> <li>(a) Fallback (or fail safe) operation using a partial system,</li> <li>(b) Redundancy using separate systems,</li> <li>(c) Diversity of systems performing the same function.</li> <li>(d) Removal of some or all automated driving function(s),</li> </ul>
<p>5.3.1.16.1. If a partial performance mode of operation is used under certain fault conditions (e.g. in case of severe failures), The system description shall describe:</p> <ul style="list-style-type: none"> <li>(a) Conditions for activation of that mode (e.g. type of failure),</li> <li>(b) Resulting ADS feature behaviour and capabilities (e.g. achievement of a [mitigated] risk condition immediately), and</li> <li>(c) Warning strategy to the user/remote supervision centre (if applicable).</li> </ul>	<p>7.3.1.16.1. If a partial performance mode of operation is used under certain fault conditions (e.g. in case of severe failures), The system description shall describe:</p> <ul style="list-style-type: none"> <li>(a) Conditions for activation of that mode (e.g. type of failure),</li> <li>(b) Resulting ADS feature behaviour and capabilities (e.g. achievement of a [mitigated] risk condition immediately), and</li> <li>(c) Warning strategy to the user/remote supervision centre (if applicable).</li> </ul>
<p>5.3.1.16.2. If a second (backup) or a diverse means to realize the performance of the dynamic driving task is used, the system description shall describe:</p>	<p>7.3.1.16.2. If a second (backup) or a diverse means to realize the performance of the dynamic driving task is used, the system description shall describe:</p>

UN Global Technical Regulation under the 1998 Agreement Safety of Automated Driving Systems	UN Regulation under the 1958 Agreement Uniform provisions concerning the approval of motor vehicles with regard to their Automated Driving Systems
<ul style="list-style-type: none"> <li>(a) the principles of the change-over mechanism,</li> <li>(b) the logic and level of redundancy and any built-in checking features, and</li> <li>(c) the resulting limits of effectiveness.</li> </ul>	<ul style="list-style-type: none"> <li>(a) the principles of the change-over mechanism,</li> <li>(b) the logic and level of redundancy and any built-in checking features, and</li> <li>(c) the resulting limits of effectiveness.</li> </ul>
<p>5.3.1.16.3. If the chosen response to a system failure entails the removal of an ADS function, the system description shall describe how it is done in compliance with the relevant provisions of this regulation. It shall also describe how all the corresponding output control signals associated with this function are inhibited.</p>	<p>7.3.1.16.3. If the chosen response to a system failure entails the removal of an ADS function, the system description shall describe how it is done in compliance with the relevant provisions of this regulation. It shall also describe how all the corresponding output control signals associated with this function are inhibited.</p>
<p>5.3.2. Safety concept</p>	<p>7.3.2. Safety concept</p>
<p>5.3.2.1. The manufacturer shall document its safety concept which shall include the risks identified according to the SMS processes relevant to the ADS under paragraph 5.1.3 of this Regulation relevant to the ADS and shall include how those risks have been reduced, mitigated or accepted.</p>	<p>7.3.2.1. The manufacturer shall document its safety concept which shall include the risks identified according to the SMS processes relevant to the ADS under paragraph 7.1.3 of this Regulation relevant to the ADS and shall include how those risks have been reduced, mitigated or accepted.</p>
<p>5.3.2.1.1. The safety concept shall demonstrate the manufacturer's use of processes with top down (from possible hazard to design) and bottom-up approaches (from design to possible hazards) in its identification of hazards.</p>	<p>7.3.2.1.1. The safety concept shall demonstrate the manufacturer's use of processes with top down (from possible hazard to design) and bottom-up approaches (from design to possible hazards) in its identification of hazards.</p>
<p>5.3.2.2. The safety concept shall describe how the ADS features detect, identify, and respond to hazards, including the following:</p> <ul style="list-style-type: none"> <li>(a) Detection and identification of hazards,</li> <li>(b) Design provisions for SOTIF and functional safety (e.g. redundancies),</li> <li>(c) An analysis that shows how the ADS will behave (e.g. control strategies) to mitigate or avoid hazards which can have a bearing on the safety of the ADS user(s) and other road users, and</li> </ul>	<p>7.3.2.2. The safety concept shall describe how the ADS features detect, identify, and respond to hazards, including the following:</p> <ul style="list-style-type: none"> <li>(a) Detection and identification of hazards,</li> <li>(b) Design provisions for SOTIF and functional safety (e.g. redundancies),</li> <li>(c) An analysis that shows how the ADS will behave (e.g. control strategies) to mitigate or avoid hazards which can have a bearing on the safety of the ADS user(s) and other road users, and</li> </ul>

UN Global Technical Regulation under the 1998 Agreement Safety of Automated Driving Systems	UN Regulation under the 1958 Agreement Uniform provisions concerning the approval of motor vehicles with regard to their Automated Driving Systems
(d) An analysis that shows how unknown hazardous scenarios and situations will be managed.	(d) An analysis that shows how unknown hazardous scenarios and situations will be managed.
5.3.2.3. The safety concept shall describe the process the ADS uses to determine if a collision with an object would cause non-trivial damage.	7.3.2.3. The safety concept shall describe the process the ADS uses to determine if a collision with an object would cause non-trivial damage.
5.3.2.4. The safety concept shall describe the ADS's strategy for determining if the ADS vehicle has collided with a safety-relevant object.	7.3.2.4. The safety concept shall describe the ADS's strategy for determining if the ADS vehicle has collided with a safety-relevant object.
5.3.2.5. [The safety concept shall describe measures taken to assure the cybersecurity of the ADS and the analysis performed to identify and disposition likely security threats.]	7.3.2.5. [The safety concept shall describe measures taken to assure the cybersecurity of the ADS and the analysis performed to identify and disposition likely security threats. Where UN Regulation No. 155 applies, the manufacturer shall describe how the ADS meets the requirements of that regulation.]
5.3.2.6. [Software updates & Safety Case updates as per 6.1.4.3]	7.3.2.6. [Software updates & Safety Case updates as per 6.1.4.3]
7.3.2.7. [The safety concept shall describe how software updates are validated and confirmed in accordance with paragraph [5.1.4.3.] of this Regulation.]	7.3.2.7. [The safety concept shall describe how software updates are validated and confirmed. Where UN Regulation No. 156 applies, the manufacturer shall describe how the ADS meets the requirements of that regulation in accordance with paragraph [7.1.4.3.] of this Regulation.]
5.3.2.8. The safety concept shall describe how the ADS determines the presence/absence of the conditions stated in 5.3.1.3. and any linked/dependent conditions (e.g., reduced speed in icy weather).	7.3.2.8. The safety concept shall describe how the ADS determines the presence/absence of the conditions stated in 7.3.1.3. and any linked/dependent conditions (e.g., reduced speed in icy weather).

UN Global Technical Regulation under the 1998 Agreement Safety of Automated Driving Systems	UN Regulation under the 1958 Agreement Uniform provisions concerning the approval of motor vehicles with regard to their Automated Driving Systems
5.3.2.9. The safety concept shall describe the conditions that the automated driving system is reasonably likely to encounter on its trip(s), including, but not limited to, environmental and geographical conditions, and/or the presence or absence of certain traffic or roadway characteristics, and explain how those expected conditions compare to the ODD of the ADS as described pursuant to paragraph 5.3.1.3. of this Regulation.	7.3.2.9. The safety concept shall describe the conditions that the automated driving system is reasonably likely to encounter on its trip(s), including, but not limited to, environmental and geographical conditions, and/or the presence or absence of certain traffic or roadway characteristics, and explain how those expected conditions compare to the ODD of the ADS as described pursuant to paragraph 7.3.1.3. of this Regulation.
5.3.2.10. The safety concept shall describe measures or strategies, if any, implemented to: <ul style="list-style-type: none"> <li>(a) Prevent or mitigate abuse, misuse, and errors by occupants that could affect safe performance of the DDT (e.g., occupants attempting to access driving controls),</li> <li>(b) Prevent, mitigate, or deter harm to occupants caused by external sources (e.g., unauthorised persons attempting to access a vehicle with occupants), and</li> <li>(c) Prevent, mitigate, or deter abuse and misuse of the vehicle or its systems from external sources. (e.g., objects placed on vehicles during operation, attempts to damage a vehicle).</li> </ul>	7.3.2.10. The safety concept shall describe measures or strategies, if any, implemented to: <ul style="list-style-type: none"> <li>(a) Prevent or mitigate abuse, misuse, and errors by occupants that could affect safe performance of the DDT (e.g., occupants attempting to access driving controls),</li> <li>(b) Prevent, mitigate, or deter harm to occupants caused by external sources (e.g., unauthorised persons attempting to access a vehicle with occupants), and</li> <li>(c) Prevent, mitigate, or deter abuse and misuse of the vehicle or its systems from external sources. (e.g., objects placed on vehicles during operation, attempts to damage a vehicle).</li> </ul>
5.3.2.11. The safety concept shall describe strategies to limit sudden ODD exits and frequent activation and deactivation situations.	7.3.2.11. The safety concept shall describe strategies to limit sudden ODD exits and frequent activation and deactivation situations.
5.3.2.12. The safety case shall include a list of safety risks to passengers (e.g., safety belts not fastened, passengers not seated) and a description of how they are managed for all passengers while an ADS feature is active.	7.3.2.12. The safety case shall include a list of safety risks to passengers (e.g., safety belts not fastened, passengers not seated) and a description of how they are managed for all passengers while an ADS feature is active.

UN Global Technical Regulation under the 1998 Agreement Safety of Automated Driving Systems	UN Regulation under the 1958 Agreement Uniform provisions concerning the approval of motor vehicles with regard to their Automated Driving Systems
5.3.2.13. The safety concept shall describe the strategies in place to avoid operating the vehicle when the general working condition of the vehicle is not satisfactory (e.g., condition of tyres, brakes, lighting, status of external loads, steering). These strategies may include technological solutions, physical inspections or other relevant solutions.	7.3.2.13. The safety concept shall describe the strategies in place to avoid operating the vehicle when the general working condition of the vehicle is not satisfactory (e.g., condition of tyres, brakes, lighting, status of external loads, steering). These strategies may include technological solutions, physical inspections or other relevant solutions.
5.3.2.14. Data Storage System for Automated Driving	7.3.2.14. Data Storage System for Automated Driving
5.3.2.14.1. The manufacturer shall provide evidence demonstrating the following: (a) Recording of the data elements listed under 5.3.1.13.1.(c), (b) Storage of recorded data in accordance with Annex 6.	7.3.2.14.1. The manufacturer shall provide evidence demonstrating the following: (a) Recording of the data elements listed under 7.3.1.13.1.(c), (b) Storage of recorded data in accordance with Annex 8.
5.3.2.15. The safety concept shall describe the approach used by the manufacturer to derive behavioural competencies and scenarios that are ODD-relevant.	7.3.2.15. The safety concept shall describe the approach used by the manufacturer to derive behavioural competencies and scenarios that are ODD-relevant.
5.3.2.15.1. The manufacturer may refer to the methodology outlined in the Annex 5 as a suitable approach to derive behavioural competencies and scenarios that are ODD-relevant or alternative methods providing they are equally comprehensive.	7.3.2.15.1. The manufacturer may refer to the methodology outlined in the Annex 7 as a suitable approach to derive behavioural competencies and scenarios that are ODD-relevant or alternative methods providing they are equally comprehensive.
5.3.2.16. The safety concept shall describe the scenarios identification and generation approach and how that approach addresses the following: (a) Coverage of the appropriate nominal, critical and failure [situations], (b) Use of data driven, knowledge driven and stochastic approaches to systematically identify hazardous events and other occurrences,	7.3.2.16. The safety concept shall describe the scenarios identification and generation approach and how that approach addresses the following: (a) Coverage of the appropriate nominal, critical and failure [situations], (b) Use of data driven, knowledge driven and stochastic approaches to systematically identify hazardous events and other occurrences,

UN Global Technical Regulation under the 1998 Agreement Safety of Automated Driving Systems	UN Regulation under the 1958 Agreement Uniform provisions concerning the approval of motor vehicles with regard to their Automated Driving Systems
<p>(c) Inclusion of elements (especially dynamic elements) that are representative of existing traffic conditions in the expected operating conditions, and</p> <p>(d) Incorporate the identified characteristics and behaviours of all the relevant scenario elements.</p> <p>5.3.2.17. The safety concept shall describe the manufacturer's scenarios selection approach to cover the reasonably foreseeable situations and conditions that the ADS will encounter including how the following aspects are covered:</p> <p>(a) The selection of sufficient scenarios in which the ADS needs to initiate a fall-back response (e.g. approaching the ODD limits),</p> <p>(b) Reasonably foreseeable [scenarios/situations] that are not deemed to be preventable by the ADS (e.g. related to unsafe behaviour by other road users or by infrastructural failures), and</p> <p>(c) The use appropriate techniques to explore the parameter space when choosing concrete scenarios.</p>	<p>(c) Inclusion of elements (especially dynamic elements) that are representative of existing traffic conditions in the expected operating conditions, and</p> <p>(d) Incorporate the identified characteristics and behaviours of all the relevant scenario elements.</p> <p>7.3.2.17. The safety concept shall describe the manufacturer's scenarios selection approach to cover the reasonably foreseeable situations and conditions that the ADS will encounter including how the following aspects are covered:</p> <p>(a) The selection of sufficient scenarios in which the ADS needs to initiate a fall-back response (e.g. approaching the ODD limits),</p> <p>(b) Reasonably foreseeable [scenarios/situations] that are not deemed to be preventable by the ADS (e.g. related to unsafe behaviour by other road users or by infrastructural failures), and</p> <p>(c) The use appropriate techniques to explore the parameter space when choosing concrete scenarios.</p>
<p>5.3.2.18. The safety case shall describe how the manufacturer has determined the suitability of processes, resources and competent personnel in place to:</p> <p>(a) Design and undertake the testing that produces the evidence supporting the ADS safety case,</p> <p>(b) To select and combine static and dynamic elements of a test track for correctly reproducing the conditions of the scenarios selected to track testing,</p>	<p>7.3.2.18. The safety case shall describe how the manufacturer has determined the suitability of processes, resources and competent personnel in place to:</p> <p>(a) Design and undertake the testing that produces the evidence supporting the ADS safety case,</p> <p>(b) To select and combine static and dynamic elements of a test track for correctly reproducing the conditions of the scenarios selected to track testing,</p>

UN Global Technical Regulation under the 1998 Agreement Safety of Automated Driving Systems	UN Regulation under the 1958 Agreement Uniform provisions concerning the approval of motor vehicles with regard to their Automated Driving Systems
<p>(c) To identify test routes that capture predictable aspects of the ODD (e.g., road types and geometries), elements found in the related nominal [situations] (e.g., other road users, signs, and signals), and typical dynamic conditions (e.g., high/low traffic densities). The test routes shall also enable verification of nominal requirements for the safety of user interactions, including prior to, at the time of, and after entering and exiting the ODD of an ADS feature,</p> <p>(d) To assess the behavioural competencies demonstrated by the ADS for each scenario against the DDT performance requirements under paragraph 4.1. of this Regulation, and</p> <p>(e) To assess the capability of the ADS to ensure the safety of users and the safe use of the ADS.</p> <p>5.3.2.19. The safety concept shall include the following information:</p> <p>(a) Verification and validation plans including metrics and targets:</p> <p>(i) An explanation how [scenarios and situations] are selected as part of verification and validation to provide reasonable coverage of the ODD and its boundaries,</p> <p>(ii) Methodology, metrics and targets used to determine reasonable ODD coverage,</p>	<p>(c) To identify test routes that capture predictable aspects of the ODD (e.g., road types and geometries), elements found in the related nominal [situations] (e.g., other road users, signs, and signals), and typical dynamic conditions (e.g., high/low traffic densities). The test routes shall also enable verification of nominal requirements for the safety of user interactions, including prior to, at the time of, and after entering and exiting the ODD of an ADS feature,</p> <p>(d) To assess the behavioural competencies demonstrated by the ADS for each scenario against the DDT performance requirements under paragraph 4.1. of this Regulation, and</p> <p>(e) To assess the capability of the ADS to ensure the safety of users and the safe use of the ADS.</p> <p>7.3.2.19. The safety concept shall include the following information:</p> <p>(a) Verification and validation plans including metrics and targets:</p> <p>(i) An explanation how [scenarios and situations] are selected as part of verification and validation to provide reasonable coverage of the ODD and its boundaries,</p> <p>(ii) Methodology, metrics and targets used to determine reasonable ODD coverage,</p>

UN Global Technical Regulation under the 1998 Agreement Safety of Automated Driving Systems	UN Regulation under the 1958 Agreement Uniform provisions concerning the approval of motor vehicles with regard to their Automated Driving Systems
<ul style="list-style-type: none"> <li>(iii) Any analysis comparing the performance of an ADS feature to that of a manually driven vehicle of comparable category (e.g. category M1 or category 1-1) in situations within the ODD of the feature and,</li> <li>(iv) Identification of any metrics or targets resulting from the analysis in (iii).</li> <li>(b) Scoring/evaluation methodology to obtain metrics,</li> <li>(c) Justification of the chosen acceptance criteria for metrics, and</li> <li>(d) Verification and validation results including evidence that the targets have been met (i.e., metrics meet acceptance criteria).</li> </ul>	<ul style="list-style-type: none"> <li>(iii) Any analysis comparing the performance of an ADS feature to that of a manually driven vehicle of comparable category (e.g. category M1 or category 1-1) in situations within the ODD of the feature and,</li> <li>(iv) Identification of any metrics or targets resulting from the analysis in (iii).</li> <li>(b) Scoring/evaluation methodology to obtain metrics,</li> <li>(c) Justification of the chosen acceptance criteria for metrics, and</li> <li>(d) Verification and validation results including evidence that the targets have been met (i.e., metrics meet acceptance criteria).</li> </ul>
<p>5.3.3. Claims, arguments, and evidence</p> <p>5.3.3.1. The safety case shall include a series of claims for each of which there must be at least one supporting argument.</p> <p>5.3.3.1.1. Each argument shall be supported by at least one piece of evidence.</p> <p>5.3.3.1.2. Each claim, argument, and piece of evidence shall be uniquely labelled but may be used more than once (i.e., a piece of evidence may support more than one argument).</p> <p>5.3.3.2. The claims, arguments and evidence shall be understandable, logical, correct and robust and shall demonstrate that:</p> <ul style="list-style-type: none"> <li>(a) the ADS is free of unreasonable risk to ADS user(s) and other road users and</li> <li>(b) the ADS meets applicable requirements of this regulation in each of following areas: <ul style="list-style-type: none"> <li>(i) Performance of the DDT (paragraph 4.1.)</li> </ul> </li> </ul>	<p>7.3.3. Claims, arguments, and evidence</p> <p>7.3.3.1. The safety case shall include a series of claims for each of which there must be at least one supporting argument.</p> <p>7.3.3.1.1. Each argument shall be supported by at least one piece of evidence.</p> <p>7.3.3.1.2. Each claim, argument, and piece of evidence shall be uniquely labelled but may be used more than once (i.e., a piece of evidence may support more than one argument).</p> <p>7.3.3.2. The claims, arguments and evidence shall be understandable, logical, correct and robust and shall demonstrate that:</p> <ul style="list-style-type: none"> <li>(a) the ADS is free of unreasonable risk to ADS user(s) and other road users and</li> <li>(b) the ADS meets applicable requirements of this regulation in each of following areas: <ul style="list-style-type: none"> <li>(i) Performance of the DDT (paragraph 6.1.)</li> </ul> </li> </ul>

UN Global Technical Regulation under the 1998 Agreement Safety of Automated Driving Systems	UN Regulation under the 1958 Agreement Uniform provisions concerning the approval of motor vehicles with regard to their Automated Driving Systems
<p>(ii) User interactions (paragraph 4.2), except for the user information requirements under paragraph 4.2.5., and</p> <p>(iii) Other requirements (paragraph 4.3.),</p> <p>5.3.3.3. The following summary information shall be provided with regards to the claims, arguments and evidence:</p> <p>(a) A summary identifying the relationships between claims and their supporting argument and evidence, and</p> <p>(b) A summary identifying each regulatory requirement noted above and the claims that demonstrate the requirement is met.</p> <p>5.3.3.4. The claims, arguments and evidence shall describe how the SMS processes (section 5.1) have been applied to manage ADS safety throughout the lifecycle of the system.</p> <p>5.3.3.5. Relevant assumptions made in relation to claims, arguments and evidence shall be stated.</p> <p>5.3.3.6. The claims, arguments and evidence shall demonstrate that the approach to testing is suitable for the demonstration of the safety case and the compliance with performance/functional requirements.</p> <p>5.3.3.7. Each requirement defined under 5.3.3.2, 5.3.3.4, 5.3.3.6 and as may be defined by the manufacturer shall have at least a claim.</p> <p>5.3.3.7.1. Multiple sub-claims for a claim may be created, where a broader claim may not be sufficient or where additional justification is warranted as long as said sub-claims are sequenced logically and their relationships are included in the summary documents.</p>	<p>(ii) User interactions (paragraph 6.2), except for the user information requirements under paragraph 6.2.5., and</p> <p>(iii) Other requirements (paragraph 6.3.),</p> <p>7.3.3.3. The following summary information shall be provided with regards to the claims, arguments and evidence:</p> <p>(a) A summary identifying the relationships between claims and their supporting argument and evidence, and</p> <p>(b) A summary identifying each regulatory requirement noted above and the claims that demonstrate the requirement is met.</p> <p>7.3.3.4. The claims, arguments and evidence shall describe how the SMS processes (section 6.1) have been applied to manage ADS safety throughout the lifecycle of the system.</p> <p>7.3.3.5. Relevant assumptions made in relation to claims, arguments and evidence shall be stated.</p> <p>7.3.3.6. The claims, arguments and evidence shall demonstrate that the approach to testing is suitable for the demonstration of the safety case and the compliance with performance/functional requirements.</p> <p>7.3.3.7. Each requirement defined under 7.3.3.2, 7.3.3.4, 7.3.3.6 and as may be defined by the manufacturer shall have at least a claim.</p> <p>7.3.3.7.1. Multiple sub-claims for a claim may be created, where a broader claim may not be sufficient or where additional justification is warranted as long as said sub-claims are sequenced logically and their relationships are included in the summary documents.</p>

UN Global Technical Regulation under the 1998 Agreement Safety of Automated Driving Systems	UN Regulation under the 1958 Agreement Uniform provisions concerning the approval of motor vehicles with regard to their Automated Driving Systems
5.3.3.8. Each argument supporting a claim shall provide contextual information and supporting information that explains how a claim is met based on an appropriate set of evidence.	7.3.3.8. Each argument supporting a claim shall provide contextual information and supporting information that explains how a claim is met based on an appropriate set of evidence.
5.3.3.9. Evidence supporting argumentation shall consist of test results or analysis (e.g. system layout and schematics, photographs, required documentation etc.) as appropriate.	7.3.3.9. Evidence supporting argumentation shall consist of test results or analysis (e.g. system layout and schematics, photographs, required documentation etc.) as appropriate.
5.3.3.9.1 The virtual, track, and real-world test environments used to generate evidence shall satisfy the requirements under paragraphs 6.2.1., 6.2.2., and 6.2.3. respectively.	7.3.3.9.1 The virtual, track, and real-world test environments used to generate evidence shall satisfy the requirements under paragraphs 6.2.1., 6.2.2., and 6.2.3. respectively.
5.3.3.9.2. Testing results may be provided individually or on aggregate and shall include appropriate acceptance criteria.	7.3.3.9.2. Testing results may be provided individually or on aggregate and shall include appropriate acceptance criteria.
5.3.3.9.3. Each test shall include enough information or be recorded in such a way that it may be reproduced upon request (e.g. same software/hardware versions, same tool versions, same scenario, same parameters etc.).	7.3.3.9.3. Each test shall include enough information or be recorded in such a way that it may be reproduced upon request (e.g. same software/hardware versions, same tool versions, same scenario, same parameters etc.).
5.3.3.9.3.1. The manufacturer shall facilitate access and execution of the necessary tools and analysis software upon request by the authority for the purpose of reproducing this evidence as part of the approval process or during compliance verification.	7.3.3.9.3.1. The manufacturer shall facilitate access and execution of the necessary tools and analysis software upon request by the authority for the purpose of reproducing this evidence as part of the approval process or during compliance verification.
5.3.4. Manufacturer's review of its safety case	7.3.4. Manufacturer's review of its safety case
5.3.4.1. As part of the manufacturer's demonstration of compliance to 5.1.4, the manufacturer shall review its safety case prior to certification/approval and is encouraged do so during the development process.	7.3.4.1. As part of the manufacturer's demonstration of compliance to 7.1.4, the manufacturer shall review its safety case prior to certification/approval and is encouraged do so during the development process.
5.3.4.2. The reviewer(s) shall be independent, meaning that they are free from conditions that would threaten their ability to review the safety case without bias.	7.3.4.2. The reviewer(s) shall be independent, meaning that they are free from conditions that would threaten their ability to review the safety case without bias.

UN Global Technical Regulation under the 1998 Agreement Safety of Automated Driving Systems	UN Regulation under the 1958 Agreement Uniform provisions concerning the approval of motor vehicles with regard to their Automated Driving Systems
5.3.4.4. The reviewer(s) may be internal or external to the manufacturer.	7.3.4.4. The reviewer(s) may be internal or external to the manufacturer.
5.3.4.5. The review shall be documented, available for inspection and include: (a) Qualifications of the reviewer/ review team, (b) Date/period of review, version of the safety case, tools and ADS reviewed, (c) Methods used to review the safety case, (d) Listing of any evidence repeated/reproduced, and (e) Identified gaps, questions or areas of lower confidence or unknowns	7.3.4.5. The review shall be documented, available for inspection and include: (a) Qualifications of the reviewer/ review team, (b) Date/period of review, version of the safety case, tools and ADS reviewed, (c) Methods used to review the safety case, (d) Listing of any evidence repeated/reproduced, and (e) Identified gaps, questions or areas of lower confidence or unknowns
5.3.4.6. Following each review, and after a time of the manufacturer's choice but before assessment of compliance, the manufacturer shall include in their review documentation the steps taken to remediate or improve upon any findings (e.g., release notes).	7.3.4.6. Following each review, and after a time of the manufacturer's choice but before assessment of compliance, the manufacturer shall include in their review documentation the steps taken to remediate or improve upon any findings (e.g., release notes).
5.4. Post-deployment safety	7.4. Post-deployment safety
5.4.1. The manufacturer shall provide reports on the in-service safety performance of its ADS vehicles to enable: (a) Monitoring implementation of the SMS processes required under paragraphs 5.1.4. and 5.1.8. of this Regulation, (b) Monitoring of ADS performance for consistency with the claims evidenced in the safety case of the ADS under paragraph 5.3.3. of this Regulation, and (c) Identification of safety concerns in need of remedy.	7.4.1. The manufacturer shall provide reports on the in-service safety performance of its ADS vehicles to enable: (a) Monitoring implementation of the SMS processes required under paragraphs 7.1.4. and 7.1.8. of this Regulation, (b) Monitoring of ADS performance for consistency with the claims evidenced in the safety case of the ADS under paragraph 7.3.3. of this Regulation, and (c) Identification of safety concerns in need of remedy.

UN Global Technical Regulation under the 1998 Agreement Safety of Automated Driving Systems		UN Regulation under the 1958 Agreement Uniform provisions concerning the approval of motor vehicles with regard to their Automated Driving Systems	
5.4.2.	The reporting by the manufacturer shall be conducted in accordance with the laws of the Contracting Party or Parties with jurisdiction over the reporting, including but not necessarily limited to laws governing: (a) Data access (b) Data privacy, and (c) Data protection.	7.4.2.	The reporting by the manufacturer shall be conducted in accordance with the laws of the Contracting Party or Parties with jurisdiction over the reporting, including but not necessarily limited to laws governing: (a) Data access (b) Data privacy, and (c) Data protection.
5.4.3.	The reporting by the manufacturer shall be based upon information known to the manufacturer	7.4.3.	The reporting by the manufacturer shall be based upon information known to the manufacturer
5.4.4.	The manufacturer shall provide initial notifications, short-term reports, and periodic reports to the relevant authority.	7.4.4.	The manufacturer shall provide initial notifications, short-term reports, and periodic reports to the relevant authority.
5.4.5.	The manufacturer shall provide the supporting data underpinning the report by means of an agreed data exchange mechanism upon request by the relevant authority.	7.4.5.	The manufacturer shall provide the supporting data underpinning the report by means of an agreed data exchange mechanism upon request by the relevant authority.
5.4.6.	The manufacturer shall provide the relevant authority with a description of the data processing (for example: filtering and conditioning) procedure and agree on the steps undertaken to deliver the data supporting the report.	7.4.6.	The manufacturer shall provide the relevant authority with a description of the data processing (for example: filtering and conditioning) procedure and agree on the steps undertaken to deliver the data supporting the report.
5.4.7.	The manufacturer shall report occurrences when at least one of the following is fulfilled: (a) An ADS feature was active when the ADS vehicle was involved in the occurrence, or (b) An ADS feature was active up to 30 seconds prior to the ADS vehicle experiencing the occurrence.	7.4.7.	The manufacturer shall report occurrences when at least one of the following is fulfilled: (a) An ADS feature was active when the ADS vehicle was involved in the occurrence, or (b) An ADS feature was active up to 30 seconds prior to the ADS vehicle experiencing the occurrence.
5.4.8.	Initial notifications	7.4.8.	Initial notifications
5.4.8.1.	The manufacturer shall notify the relevant authority of a critical occurrence without unreasonable delay in accordance with the applicable laws after becoming aware of it.	7.4.8.1.	The manufacturer shall notify the relevant authority of a critical occurrence without unreasonable delay in accordance with the applicable laws after becoming aware of it.

UN Global Technical Regulation under the 1998 Agreement	UN Regulation under the 1958 Agreement
Safety of Automated Driving Systems	Uniform provisions concerning the approval of motor vehicles with regard to their Automated Driving Systems
5.4.8.2. The initial notification may be limited to high-level data (e.g., location, time, type of accident).	7.4.8.2. The initial notification may be limited to high-level data (e.g., location, time, type of accident).
5.4.9. Short-term reporting	7.4.9. Short-term reporting
5.4.9.1. The manufacturer shall provide short-term reports for the significant and critical occurrences listed in Annex 1 of this Regulation.	7.4.9.1. The manufacturer shall provide short-term reports for the significant and critical occurrences listed in Annex 3 of this Regulation.
5.4.9.2. The manufacturer shall issue each short-term report within 30 days from its knowledge of the occurrence.	7.4.9.2. The manufacturer shall issue each short-term report within 30 days from its knowledge of the occurrence.
6.4.9.3. The manufacturer shall report the occurrences in accordance with the template provided in Annex 2 if this Regulation.	7.4.9.3. The manufacturer shall report the occurrences in accordance with the template provided in Annex 4 of this Regulation.
5.4.10. Periodic reporting	7.4.10. Periodic reporting
5.4.10.1. The manufacturer shall provide periodic reports for the occurrences listed in Annex 1.	7.4.10.1. The manufacturer shall provide periodic reports for the occurrences listed in Annex 3.
5.4.10.2. The periodic report shall provide evidence of the in-service ADS safety performance. In particular, it shall demonstrate that: <ul style="list-style-type: none"> <li>(a) The ADS fulfils the performance requirements as evaluated in the test methods and/or declared in the safety case,</li> <li>(b) No inconsistencies have been detected compared to the ADS safety performance declared prior to market introduction, and</li> <li>(c) Any newly discovered significant ADS safety performance issues that pose an unreasonable risk to safety have been adequately addressed and how this was achieved, including how they were addressed.</li> </ul>	7.4.10.2. The periodic report shall provide evidence of the in-service ADS safety performance. In particular, it shall demonstrate that: <ul style="list-style-type: none"> <li>(a) The ADS fulfils the performance requirements as evaluated in the test methods and/or declared in the safety case,</li> <li>(b) No inconsistencies have been detected compared to the ADS safety performance declared prior to market introduction, and</li> <li>(c) Any newly discovered significant ADS safety performance issues that pose an unreasonable risk to safety have been adequately addressed and how this was achieved, including how they were addressed.</li> </ul>

UN Global Technical Regulation under the 1998 Agreement Safety of Automated Driving Systems	UN Regulation under the 1958 Agreement Uniform provisions concerning the approval of motor vehicles with regard to their Automated Driving Systems
5.4.10.3. The manufacturer shall submit periodic reporting regularly, at least every year, in the form of aggregated data (e.g., per hour of operation and distance driven) for ADS-vehicle type and related to ADS operation.	7.4.10.3. The manufacturer shall submit periodic reporting regularly, at least every year, in the form of aggregated data (e.g., per hour of operation and distance driven) for ADS-vehicle type and related to ADS operation.
5.4.10.4. The manufacturer shall provide the periodic report in accordance with the template provided in Annex 3.	7.4.10.4. The manufacturer shall provide the periodic report in accordance with the template provided in Annex 5.
5.5. Other manufacturer requirements	7.5. Other manufacturer requirements
5.5.1 The manufacturer shall make available the extent, timing and frequency of maintenance operations necessary for safe ADS performance to the vehicle owner or operator.	7.5.1 The manufacturer shall make available the extent, timing and frequency of maintenance operations necessary for safe ADS performance to the vehicle owner or operator.
6. Compliance assessments	8. Compliance assessments
6.1. Audit of the Safety Management System	8.1. Audit of the Safety Management System
6.1.1. The documentation of the manufacturer's safety management system shall be audited for compliance with the requirements under paragraph 5.1. of this Regulation.	8.1.1. The documentation of the manufacturer's safety management system shall be audited for compliance with the requirements under paragraph 7.1. of this Regulation.
6.1.2. The audit of the manufacturer's safety management system shall provide evidence on the robustness of the manufacturer's processes to manage safety risks and to ensure safety throughout the ADS lifecycle (development, production, post-deployment).	8.1.2. The audit of the manufacturer's safety management system shall provide evidence on the robustness of the manufacturer's processes to manage safety risks and to ensure safety throughout the ADS lifecycle (development, production, post-deployment).
6.1.3. The auditor shall evaluate the robustness of the manufacturer's processes to monitor the safety management system activities (KPIs) and to take appropriate (corrective or preventive) action to address any issue.	8.1.3. The auditor shall evaluate the robustness of the manufacturer's processes to monitor the safety management system activities (KPIs) and to take appropriate (corrective or preventive) action to address any issue.
6.1.4. The audit of the safety management system shall be conducted by auditors with the technical and administrative knowledge necessary for such purposes. This competence shall be demonstrated by appropriate qualifications or other equivalent training records.	8.1.4. The audit of the safety management system shall be conducted by auditors with the technical and administrative knowledge necessary for such purposes. This competence shall be demonstrated by appropriate qualifications or other equivalent training records.
6.1.5. Audit of the safety policy	8.1.5. Audit of the safety policy

UN Global Technical Regulation under the 1998 Agreement Safety of Automated Driving Systems	UN Regulation under the 1958 Agreement Uniform provisions concerning the approval of motor vehicles with regard to their Automated Driving Systems
<p>6.1.5.1 The audit shall verify that the safety policy covers following aspects:</p> <ul style="list-style-type: none"> <li>(a) Definition of the principles and objectives upon which the SMS is built, operated, and maintained,</li> <li>(b) General recognition of the inherent risks of ADS-related activities throughout their life cycle, including the risks of the parties involved,</li> <li>(c) Organisational structure and the safety governance elements and their appropriateness for the needs of the organisation,</li> <li>(d) Evidence of the commitment to safety, and</li> <li>(e) Description of the means/approaches to engage people within the organisation in the culture of safety.</li> </ul>	<p>8.1.5.1 The approval authority or its designated technical service shall verify that the safety policy covers following aspects:</p> <ul style="list-style-type: none"> <li>(a) Definition of the principles and objectives upon which the SMS is built, operated, and maintained,</li> <li>(b) General recognition of the inherent risks of ADS-related activities throughout their life cycle, including the risks of the parties involved,</li> <li>(c) Organisational structure and the safety governance elements and their appropriateness for the needs of the organisation,</li> <li>(d) Evidence of the commitment to safety, and</li> <li>(e) Description of the means/approaches to engage people within the organisation in the culture of safety.</li> </ul>
<p>6.1.6. Audit of the risk management</p>	<p>8.1.6. Audit of the risk management</p>
<p>6.1.6.1. The audit shall verify that the risk-management processes cover following aspects:</p> <ul style="list-style-type: none"> <li>(a) Reactive and proactive practices for risk management are in place,</li> <li>(b) The risk management activity is not limited to the ADS itself but includes risk arising from organisation/people which can affect the SMS effectiveness or the safety of the ADS.</li> <li>(c) The risk management activity includes risks from third parties, and</li> <li>(d) The risk management activity covers and is performed over the entire lifecycle.</li> </ul>	<p>8.1.6.1 The approval authority or its designated technical service shall verify that the risk-management processes cover following aspects:</p> <ul style="list-style-type: none"> <li>(a) Reactive and proactive practices for risk management are in place,</li> <li>(b) The risk management activity is not limited to the ADS itself but includes risk arising from organisation/people which can affect the SMS effectiveness or the safety of the ADS.</li> <li>(c) The risk management activity includes risks from third parties, and</li> <li>(d) The risk management activity covers and is performed over the entire lifecycle.</li> </ul>
<p>6.1.7. Audit of the safety assurance</p>	<p>8.1.7. Audit of the safety assurance</p>

UN Global Technical Regulation under the 1998 Agreement Safety of Automated Driving Systems	UN Regulation under the 1958 Agreement Uniform provisions concerning the approval of motor vehicles with regard to their Automated Driving Systems
<p>6.1.7.1. The audit shall verify that the safety-assurance processes cover the following aspects:</p> <ul style="list-style-type: none"> <li>(a) Periodic independent internal audits and external audits,</li> <li>(b) Processes for the management of the supply chain and any other involved organisation(s) that could affect the safety of the ADS,</li> <li>(c) Change management processes are in place,</li> <li>(d) Processes for corrective actions to maintain an acceptable level of safety are in place,</li> <li>(e) The corrective action applies to the ADS as well as SMS,</li> <li>(f) Monitoring practices to measure overall safety performance are in place,</li> <li>(g) The monitoring practices/processes apply to the ADS as well as to the SMS, and</li> <li>(h) Independent functions for carrying out the compliance assessment and audit are in place.</li> </ul>	<p>8.1.7.1. The approval authority or its designated technical service shall verify that the safety-assurance processes cover the following aspects:</p> <ul style="list-style-type: none"> <li>(a) Periodic independent internal audits and external audits,</li> <li>(b) Processes for the management of the supply chain and any other involved organisation(s) that could affect the safety of the ADS,</li> <li>(c) Change management processes are in place,</li> <li>(d) Processes for corrective actions to maintain an acceptable level of safety are in place,</li> <li>(e) The corrective action applies to the ADS as well as SMS,</li> <li>(f) Monitoring practices to measure overall safety performance are in place,</li> <li>(g) The monitoring practices/processes apply to the ADS as well as to the SMS, and</li> <li>(h) Independent functions for carrying out the compliance assessment and audit are in place.</li> </ul>
<p>6.1.8. Audit of safety promotion</p>	<p>8.1.8. Audit of safety promotion</p>
<p>6.1.8.1. The audit shall verify that the safety-promotion processes cover the following aspects:</p> <ul style="list-style-type: none"> <li>(a) There is an appropriate level of competence of the personnel to perform their duties,</li> <li>(b) The competence is promoted through training,</li> <li>(c) Means for internal and external safety communications are in place, and</li> <li>(d) Process for continuous improvement.</li> </ul>	<p>8.1.8.1. The approval authority or its designated technical service shall verify that the safety-promotion processes cover the following aspects:</p> <ul style="list-style-type: none"> <li>(a) There is an appropriate level of competence of the personnel to perform their duties,</li> <li>(b) The competence is promoted through training,</li> <li>(c) Means for internal and external safety communications are in place, and</li> <li>(d) Process for continuous improvement.</li> </ul>

UN Global Technical Regulation under the 1998 Agreement		UN Regulation under the 1958 Agreement	
Safety of Automated Driving Systems		Uniform provisions concerning the approval of motor vehicles with regard to their Automated Driving Systems	
6.1.9.	Audit of design and development processes	8.1.9.	Audit of design and development processes
6.1.9.1.	The audit shall verify that the design and development process cover the following aspects:	6.1.9.1.	The approval authority or its designated technical service shall verify that the design and development process cover the following aspects:
	(a) Management of the design and development phase, and		(a) Management of the design and development phase, and
	(b) Evidence of the embodiment of the safety policy, risk management, safety assurance and safety promotion aspects in the design and development.		(b) Evidence of the embodiment of the safety policy, risk management, safety assurance and safety promotion aspects in the design and development.
6.1.10.	Audit of production processes	8.1.10.	Audit of production processes
6.1.10.1.	The audit shall verify that the production processes cover the following aspects:	8.1.10.1.	The approval authority or its designated technical service shall verify that the production processes cover the following aspects:
	(a) Management of the production phase, and		(a) Management of the production phase, and
	(b) Evidence of the embodiment of the safety policy, risk management, safety assurance and safety promotion aspects in the production.		(b) Evidence of the embodiment of the safety policy, risk management, safety assurance and safety promotion aspects in the production.
6.1.11.	Audit post-deployment processes	8.1.11.	Audit post-deployment processes
6.1.11.1.	The audit shall verify that the post-deployment safety processes cover the following aspects:	8.1.11.1.	The approval authority or its designated technical service shall verify that the post-deployment safety processes cover the following aspects:
	(a) Management of the post-deployment phase, and		(a) Management of the post-deployment phase, and
	(b) Evidence of the embodiment of the safety policy, risk management, safety assurance and safety promotion aspects in the post-deployment phase.		(b) Evidence of the embodiment of the safety policy, risk management, safety assurance and safety promotion aspects in the post-deployment phase.
6.1.11.2	Audit of In-Service Monitoring and Reporting (ISMR)	8.1.11.2	Audit of In-Service Monitoring and Reporting (ISMR)

<p style="text-align: center;">UN Global Technical Regulation under the 1998 Agreement</p> <p>Safety of Automated Driving Systems</p>	<p style="text-align: center;">UN Regulation under the 1958 Agreement</p> <p>Uniform provisions concerning the approval of motor vehicles with regard to their Automated Driving Systems</p>
<p>6.1.11.2.1. The manufacturer’s documentation shall be reviewed to verify the suitability of ISMR practices for the ADS.</p>	<p>8.1.11.2.1. The approval authority or its designated technical service shall verify the manufacturer’s capability to monitor the ADS in accordance with the requirements under paragraphs 7.1.8.1. through 7.1.8.7.</p>
<p>6.1.11.2.2. The manufacturer’s approach/methods shall be evaluated:</p> <ul style="list-style-type: none"> <li>(a) To verify the safety performance of the ADS during the operation, and</li> <li>(b) To ensure the effectiveness of their safety risk controls.</li> </ul>	<p>8.1.11.2.2. The approval authority or its designated technical service shall evaluate the manufacturer’s approach/methods:</p> <ul style="list-style-type: none"> <li>(a) To verify the safety performance of the ADS during the operation, and</li> <li>(b) To ensure the effectiveness of their safety risk controls.</li> </ul>
<p>6.1.11.2.3. The audit shall verify and evaluate that the manufacturer has a mechanism in place:</p> <ul style="list-style-type: none"> <li>(a) To collect data from the vehicle and to receive data other sources, and</li> <li>(b) To utilize all relevant data feeding sources in order to assess the ADS safety risks, evaluate its safety performance, and, in time, take appropriate actions and check their effectiveness.</li> </ul>	<p>8.1.11.2.3. The approval authority or its designated technical service shall verify and evaluate that the manufacturer has a mechanism in place:</p> <ul style="list-style-type: none"> <li>(a) To collect data from the vehicle and to receive data other sources, and</li> <li>(b) To utilize all relevant data feeding sources in order to assess the ADS safety risks, evaluate its safety performance, and, in time, take appropriate actions and check their effectiveness.</li> </ul>
<p>6.1.11.2.4. The documentation review shall provide evidence that, at least:</p> <ul style="list-style-type: none"> <li>(a) Responsibilities and timelines are defined to ensure that the monitoring is applied and effective,</li> <li>(b) Methods for data collection and analysis are adequate to ensure monitoring objectives are fulfilled,</li> <li>(c) ADS safety performance will be verified in reference to the safety performance indicators and safety performance targets as indicated in the safety case,</li> </ul>	<p>8.1.11.2.4. The documentation review shall provide evidence that, at least:</p> <ul style="list-style-type: none"> <li>(a) Responsibilities and timelines are defined to ensure that the monitoring is applied and effective,</li> <li>(b) Methods for data collection and analysis are adequate to ensure monitoring objectives are fulfilled,</li> <li>(c) ADS safety performance will be verified in reference to the safety performance indicators and safety performance targets as indicated in the safety case,</li> </ul>

UN Global Technical Regulation under the 1998 Agreement Safety of Automated Driving Systems	UN Regulation under the 1958 Agreement Uniform provisions concerning the approval of motor vehicles with regard to their Automated Driving Systems
<ul style="list-style-type: none"> <li>(d) The risks are managed and controlled based on the information coming from the monitoring activities,</li> <li>(e) The monitoring takes into account feedback and information received from sources other than the ADS vehicle data, and</li> <li>(f) The effectiveness of the monitoring activity will be regularly reviewed.</li> </ul>	<ul style="list-style-type: none"> <li>(d) The risks are managed and controlled based on the information coming from the monitoring activities,</li> <li>(e) The monitoring takes into account feedback and information received from sources other than the ADS vehicle data, and</li> <li>(f) The effectiveness of the monitoring activity will be regularly reviewed.</li> </ul>
6.1.11.2.5. The manufacturer's capability to report the occurrences listed in Annex 1 shall be verified.	8.1.11.2.5. The approval authority or its designated technical service shall verify the manufacturer's capability to report the occurrences listed in Annex 3.
6.1.11.2.6. The manufacturer's approach/methods for reporting the occurrences experienced by the ADS during the operation and for assessing the cause of such events shall be evaluated.	8.1.11.2.6. The approval authority or its designated technical service shall evaluate the manufacturer approach/methods for reporting the occurrences experienced by the ADS during the operation and for assessing the cause of such events.
6.1.11.2.7. Use of the reporting templates in Annex 4 and Annex 5 by the manufacturer shall be verified.	8.1.11.2.7. The approval authority or its designated technical service shall verify that the manufacturer utilizes the reporting templates provided in Annex 4 and Annex 5.
6.1.11.2.8. The data, metrics, and other information that the manufacturer intends to use for the characterisation of the occurrences shall be evaluated for adequacy.	8.1.11.2.8. The approval authority or its designated technical service shall evaluate the adequacy of the information that the manufacturer intends to use for the characterisation of the occurrences (e.g. data elements and metrics).
6.2. Assessment of the test environments	8.2. Assessment of the test environments
6.2.1. Virtual testing environments	8.2.1. Virtual testing environments
6.2.1.1. Each simulation toolchain used by the manufacturer shall be checked for compliance with the requirements under paragraph 5.2.1. of this Regulation.	8.2.1.1. The approval authority or its designated technical service shall verify that each simulation toolchain used by the manufacturer is suitable for conducting virtual testing in compliance with requirements listed under paragraph 7.2.1. of this Regulation.

UN Global Technical Regulation under the 1998 Agreement Safety of Automated Driving Systems	UN Regulation under the 1958 Agreement Uniform provisions concerning the approval of motor vehicles with regard to their Automated Driving Systems
6.2.1.2. The assessment shall review the documentation provided by the manufacturer to determine whether the simulation toolchain(s) is suitable to undertake virtual testing.	8.2.1.2. The approval authority or its designated technical service shall review the documentation provided by the manufacturer to determine whether the simulation toolchain(s) is suitable to undertake virtual testing.
6.2.1.2.1. The assessor shall review the documentation and evidence supporting the manufacturer's claims about the simulation toolchain(s) capability and its scope.	8.2.1.2.1. The approval authority or its designated technical service shall review the documentation and evidence supporting the manufacturer's claims about the simulation toolchain(s) capability and its scope.
6.2.1.2.2. [The assessor may request to witness the execution of the simulation toolchain(s) and the generation of results to verify the evidence produced by the manufacturer and to understand the use of the simulation toolchain(s).]	8.2.1.2.2. The approval authority or its designated technical service may request to witness the execution of the simulation toolchain(s) and the generation of results to verify the evidence produced by the manufacturer and to understand the use of the simulation toolchain(s).
6.2.1.2.3. [The assessor shall audit the information provided by the manufacturer and may request additional testing to verify their claims. The results of the audit and from any additional tests shall be reviewed and any concerns or discrepancies shall be documented and reviewed with the manufacturer.	8.2.1.2.3. The approval authority or its designated technical service shall audit the information provided by the manufacturer and may request additional testing to verify their claims. The results of the audit and from any additional tests shall be reviewed and any concerns or discrepancies shall be documented and reviewed with the manufacturer.
6.2.1.2.3.1. [If the assessor is unable to confirm that there is an appropriate level of consistency between the information provided by the results and those of the manufacturer or raise other concerns and the manufacturer cannot provide a reasonable explanation for the discrepancies, then the assessor shall inform the manufacturer that they need to undertake their own review to identify the reasons.]	8.2.1.2.3.1. If the approval authority or its designated technical service is unable to confirm that there is an appropriate level of consistency between the information provided by the results and those of the manufacturer or raise other concerns and the manufacturer cannot provide a reasonable explanation for the discrepancies, then the assessor shall inform the manufacturer that they need to undertake their own review to identify the reasons.

UN Global Technical Regulation under the 1998 Agreement Safety of Automated Driving Systems	UN Regulation under the 1958 Agreement Uniform provisions concerning the approval of motor vehicles with regard to their Automated Driving Systems
6.2.1.2.3.2. [The manufacturer can resubmit once they have identified and resolved the issues and updated the information and evidence. The manufacturer shall explain the issue and its impact. The assessor shall conduct a further review that will include an assessment of the additional information supplied by the manufacturer.]	8.2.1.2.3.2. [The manufacturer can resubmit once they have identified and resolved the issues and updated the information and evidence. The manufacturer shall explain the issue and its impact. The approval authority or its designated technical service shall conduct a further review that will include an assessment of the additional information supplied by the manufacturer.]
6.2.1.2.4. [The assessor shall document their finding and if successful the simulation toolchain(s) will be accepted as suitable to undertake virtual testing. If not and the manufacturer cannot provide an explanation for any gaps or discrepancies then the assessor shall provide their finding to the manufacturer and inform them that they need to undertake their own internal review to identify the underlying causes.]	8.2.1.2.4. [The assessor shall document their finding and if successful the simulation toolchain(s) will be accepted as suitable to undertake virtual testing. If not and the manufacturer cannot provide an explanation for any gaps or discrepancies then the assessor shall provide their finding to the manufacturer and inform them that they need to undertake their own internal review to identify the underlying causes.]
6.2.2. Track testing	8.2.2. Track testing
6.2.2.1. The track testing facilities, environment and capabilities used to generate the evidence to support the safety case claims shall be assessed for compliance with the provisions under paragraph 5.2.2. and sub-paragraphs.	8.2.2.1. The approval authority or its designated technical service shall verify compliance of the track testing facilities, environment, and capabilities used to generate the evidence to support the safety case with the provisions under paragraph 6.2.2. and sub-paragraphs.
6.2.2.2. [The assessor may request to witness the execution of some of the track tests performed by the manufacturer to confirm compliance with the provisions under paragraph 5.2.2. and sub-paragraphs.]	8.2.2.2. [The assessor may request to witness the execution of some of the track tests performed by the manufacturer to confirm compliance with the provisions under paragraph 5.2.2. and sub-paragraphs.]
6.2.3. Real-world testing	8.2.3. Real-world testing
6.2.3.1. The real-world testing facilities, environment and capabilities used to generate the evidence to support the safety case claims shall be assessed for compliance with the provisions under paragraph 5.2.3.	8.2.3.1. The real-world testing facilities, environment and capabilities used to generate the evidence to support the safety case claims shall be assessed for compliance with the provisions under paragraph 7.2.3.

UN Global Technical Regulation under the 1998 Agreement Safety of Automated Driving Systems	UN Regulation under the 1958 Agreement Uniform provisions concerning the approval of motor vehicles with regard to their Automated Driving Systems
6.2.3.2. [The assessor may request to witness the execution of some of the real-world tests performed by the manufacturer to confirm compliance with the provisions under paragraph 5.2.3.]	8.2.3.2. [The assessor may request to witness the execution of some of the real-world tests performed by the manufacturer to confirm compliance with the provisions under paragraph 7.2.3.]
6.3. Assessment of the safety case	8.3. Assessment of the safety case
6.3.1. Assessment of the safety-case content	8.3.1. Assessment of the safety-case content
6.3.1.1. The safety case shall be assessed by an assessor, or team of assessors meeting 7.3.1.6 and 7.3.1.7 in order to determine if the Safety Case is complete and robust.	8.3.1.1. The approval authority or its designated technical service shall
6.3.1.2. [The assessor may request that the manufacturer provide supporting documentation, assist in repeating/reproducing evidence or subject the ADS to confirmatory tests the assessor deems necessary for this task.]	8.3.1.2. The approval authority or its designated technical service may request that the manufacturer provide supporting documentation, assist in repeating/reproducing evidence or subject the ADS to confirmatory tests the assessor deems necessary for this task.
6.3.1.3. The assessment shall check the manufacturer's safety case for completeness ensuring that at least the following criteria have been met:  (a) The manufacturer's safety concept is consistent and complete,  (b) Each requirement of this Regulation has been addressed by one or more claims in accordance with paragraph 5.3.3.7 of this Regulation,  (c) The cumulation of claims would yield a system absent of unreasonable risk pursuant to paragraphs 5.3.2.1, 5.3.2.19 and 5.3.3.2. of this Regulation,  (d) Each claim is supported by one or more arguments in accordance with paragraph 5.3.3.1. of this Regulation,	8.3.1.3. The approval authority or its designated technical service shall review the manufacturer's safety case for completeness ensuring that at least the following criteria have been met:  (a) The manufacturer's safety concept is consistent and complete,  (b) Each requirement of this Regulation has been addressed by one or more claims in accordance with paragraph 7.3.3.7 of this Regulation,  (c) The cumulation of claims would yield a system absent of unreasonable risk pursuant to paragraphs 7.3.2.1, 7.3.2.19 and 7.3.3.2. of this Regulation,  (d) Each claim is supported by one or more arguments in accordance with paragraph 7.3.3.1. of this Regulation,

UN Global Technical Regulation under the 1998 Agreement  Safety of Automated Driving Systems	UN Regulation under the 1958 Agreement  Uniform provisions concerning the approval of motor vehicles with regard to their Automated Driving Systems
<p>(e) Each argument is supported by a non-zero set of evidence in accordance with paragraph 5.3.3.1.1. of this Regulation,</p> <p>(f) The manufacturer has documented metrics and acceptance criteria related to their claims in accordance with paragraph 5.3.2.19. of this Regulation, and</p> <p>(g) backwards and forward traceability from requirements to evidence as per 5.3.3.3.</p> <p>6.3.1.4. The assessment shall review the manufacturer's safety case for robustness to verify that at least the following criteria have been met:</p> <p>(a) All identified risks in the safety concept have been reduced, mitigated or accepted and the sum of risk (quantitative or qualitative) is below the unreasonable risk threshold,</p> <p>(b) The integrity level used for development, verification and validation of the ADS and its features is appropriate to reduce the risk below the unreasonable risk threshold,</p> <p>(c) [Testing evidence and the tools by which they are obtained achieve an acceptable level of credibility and demonstrate stability of performance when subjected to variations as per 6.2,]</p> <p>(d) [Acceptable mix of physical, track and virtual testing – as part of credibility? Manufacturer justification?],</p> <p>(e) [The manufacturer has taken steps to limit the potential for unintended functions in the ADS or for unintended functions to be induced in interfacing systems,]</p>	<p>(e) Each argument is supported by a non-zero set of evidence in accordance with paragraph 7.3.3.1.1. of this Regulation,</p> <p>(f) The manufacturer has documented metrics and acceptance criteria related to their claims in accordance with paragraph 7.3.2.19. of this Regulation, and</p> <p>(g) backwards and forward traceability from requirements to evidence as per 7.3.3.3.</p> <p>8.3.1.4. The approval authority or its designated technical service shall review the manufacturer's safety case for robustness to verify that at least the following criteria have been met:</p> <p>(a) All identified risks in the safety concept have been reduced, mitigated or accepted and the sum of risk (quantitative or qualitative) is below the unreasonable risk threshold,</p> <p>(b) The integrity level used for development, verification and validation of the ADS and its features is appropriate to reduce the risk below the unreasonable risk threshold,</p> <p>(c) [Testing evidence and the tools by which they are obtained achieve an acceptable level of credibility and demonstrate stability of performance when subjected to variations as per 8.2,]</p> <p>(d) [Acceptable mix of physical, track and virtual testing – as part of credibility? Manufacturer justification?],</p> <p>(e) [The manufacturer has taken steps to limit the potential for unintended functions in the ADS or for unintended functions to be induced in interfacing systems,]</p>

UN Global Technical Regulation under the 1998 Agreement Safety of Automated Driving Systems	UN Regulation under the 1958 Agreement Uniform provisions concerning the approval of motor vehicles with regard to their Automated Driving Systems
<p>(f) [Testing evidence provided can be repeated and reproduced with consistency of safety objectives as per 6.3.2,]</p> <p>(g) The testing evidence demonstrated by the manufacturer provides reasonable coverage of foreseeable operating conditions and events in the intended area of operation, including conditions consistent with the ODD of the ADS and conditions that may involve ODD exit, and</p> <p>(h) The manufacturer has conducted one or more self-assessments and has taken steps to remediate any findings as per 5.3.4.</p>	<p>(f) [Testing evidence provided can be repeated and reproduced with consistency of safety objectives as per 8.3.2,]</p> <p>(g) The testing evidence demonstrated by the manufacturer provides reasonable coverage of foreseeable operating conditions and events in the intended area of operation, including conditions consistent with the ODD of the ADS and conditions that may involve ODD exit, and</p> <p>(h) The manufacturer has conducted one or more self-assessments and has taken steps to remediate any findings as per 7.3.4.</p>
<p>6.3.1.5. A report of the assessment shall be prepared that allows traceability (e.g., versions of documents inspected are coded and listed in the records). The report shall include any identified discrepancies/gaps and remediations undertaken by the manufacturer.</p>	<p>8.3.1.5. The approval authority or its designated technical service shall prepare a report of its assessment in such a manner that allows traceability (e.g., versions of documents are coded and listed in the records). The report shall include any identified discrepancies/gaps and remediations undertaken by the manufacturer.</p>
<p>6.3.1.6. The assessment shall be conducted by assessors with the technical and administrative knowledge necessary for such purposes. They shall be competent as assessor for functional safety (e.g. ISO 26262), safety of the intended functionality (e.g. ISO/PAS 21448), human factors considerations and shall be able to make the necessary link with cybersecurity (e.g. UN R155, ISO/SAE 21434). This competence should be demonstrated by appropriate qualifications or other equivalent training records.</p>	<p>8.3.1.6. The assessment shall be conducted by assessors with the technical and administrative knowledge necessary for such purposes. They shall be competent as assessor for functional safety (e.g. ISO 26262), safety of the intended functionality (e.g. ISO/PAS 21448), human factors considerations and shall be able to make the necessary link with cybersecurity (e.g. UN R155, ISO/SAE 21434). This competence should be demonstrated by appropriate qualifications or other equivalent training records.</p>
<p>6.3.1.7. [The assessors shall be free from conditions that would threaten their ability to assess the safety case without bias including:</p>	<p>8.3.1.7. [The approval authority or its designated technical service shall be independent and external in accordance with Schedule 2 part 1.4 of the 1958 agreement:</p>

UN Global Technical Regulation under the 1998 Agreement	UN Regulation under the 1958 Agreement
Safety of Automated Driving Systems	Uniform provisions concerning the approval of motor vehicles with regard to their Automated Driving Systems
<p>(a) Financial incentives linked to the approval of the safety case (excludes incentives for the work undertaken to assess the safety case),</p> <p>(b) Participated in the development of the safety case via creation of evidence, analyses, test tools or other material,</p> <p>(c) Potential of reprisals for not approving the safety case.</p>	<p>(a) Financial incentives linked to the approval of the safety case (excludes incentives for the work undertaken to assess the safety case),</p> <p>(b) Participated in the development of the safety case via creation of evidence, analyses, test tools or other material,</p> <p>(c) Potential of reprisals for not approving the safety case.</p>
6.3.1.8. [Assessment of the DSSAD]	8.3.1.8. [Assessment of the DSSAD]
6.3.1.8.1 [The documentation furnished under paragraph 5.3.1.13. shall be verified for consistency with the provisions of Annex 6.]	8.3.1.8.1 [The documentation furnished under paragraph 7.3.1.13. shall be verified for consistency with the provisions of Annex 8.]
6.3.2. Assessment of safety-case testing activities	8.3.2. Assessment of safety-case testing activities
6.3.2.1. General provisions	8.3.2.1. General provisions
6.3.2.1.1. The assessment shall verify that the approach to testing adopted by the manufacturer is suitable for the demonstration of the safety case and the compliance with performance/functional requirements.	8.3.2.1.1. The approval authority or its designated technical services shall verify that the approach to testing adopted by the manufacturer is suitable for the demonstration of the safety case and the compliance with performance/functional requirements.
6.3.2.1.2. The assessment shall verify that the combined coverage of the testing results from all pillars (virtual, track, real world) is sufficient to support the ADS safety case claims.	8.3.2.1.2. The approval authority or its designated technical service shall verify that the combined coverage of the testing results from all pillars (virtual, track, real world) is sufficient to support the ADS safety case claims.
6.3.2.2. Assessment of the scenarios and their management	8.3.2.2. Assessment of the scenarios and their management

UN Global Technical Regulation under the 1998 Agreement Safety of Automated Driving Systems	UN Regulation under the 1958 Agreement Uniform provisions concerning the approval of motor vehicles with regard to their Automated Driving Systems
6.3.2.2.1. The assessment shall verify that the manufacturer has used suitable and documented processes to derive behavioural competencies that are relevant to both the ODD and to the ADS safety case. <sup>11</sup>	8.3.2.2.1. The approval authority or its designated technical service shall verify that the manufacturer has used suitable and documented processes to derive behavioural competencies that are relevant to both the ODD and to the ADS safety case. <sup>11</sup>
6.3.2.2.2. The assessment shall verify that the manufacturer’s approach and processes to identify and generate scenarios is appropriate. In particular, the resulting scenarios shall: <ul style="list-style-type: none"> <li>(a) Cover the appropriate nominal, critical and failure situations,</li> <li>(b) Use data driven, knowledge driven and stochastic approaches to systematically identify hazardous events and other occurrences,</li> <li>(c) Include elements (especially dynamic elements) that are representative of existing traffic conditions in the expected operating conditions, and</li> <li>(d) Incorporate the identified characteristics and behaviours of all the relevant scenario elements.</li> </ul>	8.3.2.2.2. The approval authority or its designated technical service shall verify that the manufacturer’s approach and processes to identify and generate scenarios is appropriate. In particular, the resulting scenarios shall: <ul style="list-style-type: none"> <li>(a) Cover the appropriate nominal, critical and failure situations,</li> <li>(b) Use data driven, knowledge driven and stochastic approaches to systematically identify hazardous events and other occurrences,</li> <li>(c) Include elements (especially dynamic elements) that are representative of existing traffic conditions in the expected operating conditions, and</li> <li>(d) Incorporate the identified characteristics and behaviours of all the relevant scenario elements.</li> </ul>

<sup>11</sup> The methodology in the Annex [X] is one suitable process against which to review the process adopted by the manufacturer.

UN Global Technical Regulation under the 1998 Agreement Safety of Automated Driving Systems	UN Regulation under the 1958 Agreement Uniform provisions concerning the approval of motor vehicles with regard to their Automated Driving Systems
<p>6.3.2.2.3. The assessment shall verify that the set of [scenarios and situations] resulting from the manufacturer’s scenario generation and identification process is suitable for demonstrating the ADS safety case. This includes covering reasonably foreseeable situations and conditions that the ADS will encounter during its real-world operations. In particular the assessor shall verify that the set of [scenarios and situations] selected as evidence to support the ADS safety case includes:</p> <ul style="list-style-type: none"> <li>(a) Scenarios in which the ADS needs to initiate a fall-back response (e.g., approaching the ODD limits), and</li> <li>(b) Reasonably foreseeable [scenarios and situations] that are not deemed to be preventable by the ADS (e.g., related to unsafe behaviour by other road users or by infrastructural failures).</li> </ul>	<p>8.3.2.2.3. The approval authority or its designated technical service shall verify that the set of [scenarios and situations] resulting from the manufacturer’s scenario generation and identification process is suitable for demonstrating the ADS safety case. This includes covering reasonably foreseeable situations and conditions that the ADS will encounter during its real-world operations.<sup>12</sup> In particular the approval authority or its designated technical service shall verify that the set of [scenarios and situations] selected as evidence to support the ADS safety case includes:</p> <ul style="list-style-type: none"> <li>(a) Scenarios in which the ADS needs to initiate a fall-back response (e.g., approaching the ODD limits), and</li> <li>(b) Reasonably foreseeable [scenarios and situations] that are not deemed to be preventable by the ADS (e.g., related to unsafe behaviour by other road users or by infrastructural failures).</li> </ul>
<p>6.3.2.2.4. The assessment shall verify that the manufacturer has adopted appropriate techniques to explore the parameter space when choosing concrete scenarios.</p>	<p>8.3.2.2.4. The approval authority or its designated technical service shall verify that the manufacturer has adopted appropriate techniques to explore the parameter space when choosing concrete scenarios.</p>
<p>6.3.2.3. Assessment of the processes in place for testing</p>	<p>8.3.2.3. Assessment of the processes in place for testing</p>
<p>6.3.2.3.1. The assessment shall verify that the manufacturer has suitable processes, resources and competent personnel who can design the testing that produces the evidence supporting the ADS safety case.</p>	<p>8.3.2.3.1. The approval authority or its designated technical service shall verify that the manufacturer has suitable processes, resources and competent personnel who can design the testing that produces the evidence supporting the ADS safety case</p>

UN Global Technical Regulation under the 1998 Agreement Safety of Automated Driving Systems	UN Regulation under the 1958 Agreement Uniform provisions concerning the approval of motor vehicles with regard to their Automated Driving Systems
6.3.2.3.1.1. The assessment shall verify that the manufacturer has suitable processes in place to select and combine static and dynamic elements of a test track for correctly reproducing the conditions of the scenarios selected to track testing.	8.3.2.3.1.1. The approval authority or its designated technical service shall verify that the manufacturer has suitable processes in place to select and combine static and dynamic elements of a test track for correctly reproducing the conditions of the scenarios selected to track testing.
6.3.2.3.1.2. The assessment shall verify that the manufacturer has suitable processes in place to identify test routes that capture predictable aspects of the ODD (e.g., road types and geometries), elements found in the related nominal situations (e.g., other road users, signs, and signals), and typical dynamic conditions (e.g., high/low traffic densities). The test routes shall also enable verification of requirements for the safety of user interactions, including prior to, at the time of, and after entering and exiting the ODD of an ADS feature.	8.3.2.3.1.2. The approval authority or its designated technical service shall verify that the manufacturer has suitable processes in place to identify test routes that capture predictable aspects of the ODD (e.g., road types and geometries), elements found in the related nominal situations (e.g., other road users, signs, and signals), and typical dynamic conditions (e.g., high/low traffic densities). The test routes shall also enable verification of requirements for the safety of user interactions, including prior to, at the time of, and after entering and exiting the ODD of an ADS feature.
6.3.2.3.2. The assessment shall verify that the manufacturer has suitable processes, resources and competent personnel to undertake the testing that produces the evidence supporting the ADS safety case.	8.3.2.3.2. The approval authority or its designated technical service shall verify that the manufacturer has suitable processes, resources and competent personnel to undertake the testing that produces the evidence supporting the ADS safety case.
6.3.2.3.2.1. The assessment shall verify that the manufacturer has suitable processes, resources and competent personnel to assess the behavioural competencies demonstrated by the ADS for each [scenario and situation], against the performance requirements of the DDT.	8.3.2.3.2.1. The approval authority or its designated technical service shall verify that the manufacturer has suitable processes, resources and competent personnel to assess the behavioural competencies demonstrated by the ADS for each [scenario and situation], against the performance requirements of DDT.
6.3.2.3.2.2. The assessment shall verify that the manufacturer has suitable processes, resources and competent personnel who can assess the capability of the ADS to ensure the safety of users and the safe use of the ADS.	8.3.2.3.2.2. The approval authority or its designated technical service shall verify that the manufacturer has suitable processes, resources and competent personnel who can assess the capability of the ADS to ensure the safety of users and the safe use of the ADS.

UN Global Technical Regulation under the 1998 Agreement	UN Regulation under the 1958 Agreement
Safety of Automated Driving Systems	Uniform provisions concerning the approval of motor vehicles with regard to their Automated Driving Systems
6.3.2.3.3. The assessment shall verify that the manufacturer has not optimised the ADS for a set of known test cases.	8.3.2.3.3. The approval authority or its designated technical service shall verify that the manufacturer has not optimised the ADS for a set of known test cases.
6.3.2.4. Assessment of testing evidence	8.3.2.4. Assessment of testing evidence
6.3.2.4.1. The assessor shall review the evidence produced by the manufacturer in demonstrating the ADS safety case using the different testing methods:	8.3.2.4.1. The approval authority or its designated technical service shall review the evidence produced by the manufacturer in demonstrating the ADS safety case using the different testing methods:
(a) Virtual testing,	(a) Virtual testing,
(b) Track testing, [“and” “or” ??]	(b) Track testing, [“and” “or” ??]
(c) Real world testing.	(c) Real world testing.
6.3.2.4.1.1. The assessment shall review the evidence produced by the manufacturer in demonstrating the capability of the ADS to perform its Dynamic Driving Tasks (DDT).	8.3.2.4.1.1. The approval authority or its designated technical service shall review the evidence produced by the manufacturer in demonstrating the capability of the ADS to perform its Dynamic Driving Tasks (DDT).
6.3.2.4.1.2. The assessment shall review the evidence produced by the manufacturer to demonstrate the capability of the ADS to interact with users in compliance with the requirements under paragraph 4.2. of this Regulation.	8.3.2.4.1.2. The approval authority or its designated technical service shall review the evidence produced by the manufacturer to demonstrate the capability of the ADS to interact with users in compliance with the requirements under paragraph 6.2. of this Regulation.
6.3.2.4.1.3. The assessment shall verify that the procedures and data collection associated with testing are in line with established scientific and engineering practice.	8.3.2.4.1.3. The approval authority or its designated technical service shall verify that the procedures and data collection associated with testing are in line with established scientific and engineering practice.
6.3.2.4.1.4. For the specific case of ADS interaction testing, the assessment shall:	8.3.2.4.1.4. For the specific case of ADS interaction testing, the approval authority or its designated technical service shall:
(a) Verify that the people involved are representative of the expected general population of ADS users and other road users where applicable,	(a) Verify that the people involved are representative of the expected general population of ADS users and other road users where applicable, and

UN Global Technical Regulation under the 1998 Agreement Safety of Automated Driving Systems	UN Regulation under the 1958 Agreement Uniform provisions concerning the approval of motor vehicles with regard to their Automated Driving Systems
(b) Verify that the results achieved can be considered statistically significant.	(b) Verify that the results achieved can be considered statistically significant.
6.3.2.4.1.5. The assessment shall verify the suitability of the set of tests carried out as evidence to support the safety case, in particular in terms of coverage, consistency, and relevance.	8.3.2.4.1.5. The approval authority or its designated technical service shall verify the suitability of the set of tests carried out as evidence to support the safety case, in particular in terms of coverage, consistency, and relevance.
6.3.2.4.1.6. The assessment shall verify that the results of the tests are able to demonstrate the behavioural competencies of the ADS when performing the DDT. In particular the assessor shall verify that the test results confirm the claims and arguments in the ADS safety case:	8.3.2.4.1.6. The approval authority or its designated technical service shall verify that the results of the tests are able to demonstrate the behavioural competencies of the ADS when performing the DDT. In particular the approval authority or its designated technical service shall verify that the test results confirm the claims and arguments in the ADS safety case:
<ul style="list-style-type: none"> <li>(a) in nominal, critical and failure situations,</li> <li>(b) while approaching and crossing the ODD boundaries, and</li> <li>(c) in the case that collisions with other road users are not deemed to be preventable.</li> </ul>	<ul style="list-style-type: none"> <li>(a) in nominal, critical and failure situations,</li> <li>(b) while approaching and crossing the ODD boundaries, and</li> <li>(c) in the case that collisions with other road users are not deemed to be preventable.</li> </ul>
6.3.2.4.1.7. The assessment shall verify that the manufacturer has suitable processes in place to identify the set of scenarios to be tested using the different testing methods.	8.3.2.4.1.7. The approval authority or its designated technical service shall verify that the manufacturer has suitable processes in place to identify the set of scenarios to be tested using the different testing methods.
6.3.2.4.1.8. The assessment shall verify that the manufacturer has suitable processes in place to verify the consistency of the test results across the different testing methods adopted.	8.3.2.4.1.8. The approval authority or its designated technical service shall verify that the manufacturer has suitable processes in place to verify the consistency of the test results across the different testing methods adopted.
6.3.2.4.2. Assessment of virtual testing evidence	8.3.2.4.2. Assessment of virtual testing evidence

UN Global Technical Regulation under the 1998 Agreement Safety of Automated Driving Systems	UN Regulation under the 1958 Agreement Uniform provisions concerning the approval of motor vehicles with regard to their Automated Driving Systems
6.3.2.4.2.1. The assessment shall verify that the manufacturer’s virtual testing has been carried out incorporating proper consideration of the assumptions, accuracy and uncertainty in the simulation toolchain(s) in accordance with the requirements under paragraph 5.2.1. The reviewer shall verify that the use of the results from the virtual testing reflects these considerations.	8.3.2.4.2.1. The approval authority or its designated technical service shall verify that the manufacturer’s virtual testing has been carried out incorporating proper consideration of the assumptions, accuracy and uncertainty in the simulation toolchain(s) in line with the requirements under paragraph 7.2.1. The reviewer shall verify that the use of the results from the virtual testing reflects these considerations.
6.3.2.4.2.2. The assessment shall verify that any virtual test using a simulation toolchain containing stochastic elements has taken account of the possible uncertainty in the results.	8.3.2.4.2.2. The approval authority or its designated technical service shall verify that any virtual test using a simulation toolchain containing stochastic elements has taken account of the possible uncertainty in the results.
6.3.2.4.2.3. If the manufacturer uses virtual testing to demonstrate scenario coverage, the assessment shall verify that they have included critical scenarios and low probability events. The critical scenarios shall include unavoidable collision scenarios.	8.3.2.4.2.3. If the manufacturer uses virtual testing to demonstrate scenario coverage the approval authority or its designated technical service shall verify that they have included critical scenarios and low probability events. The critical scenarios shall include unavoidable collision scenarios.
6.3.2.4.3. Assessment of track testing evidence	8.3.2.4.3. Assessment of track testing evidence
6.3.2.4.3.1 The assessment shall review the evidence from track testing that is provided by the manufacturer to support the safety case of the ADS.	8.3.2.4.3.1 The approval authority or its designated technical service shall review the evidence from track testing that is provided by the manufacturer to support the safety case of the ADS.
6.3.2.4.3.2 The assessment shall verify that at least part of the scenario tested via track testing includes critical scenarios replicating conditions that could result in a collision.	8.3.2.4.3.2 The approval authority or its designated technical service shall verify that at least part of the scenario tested via track testing includes critical scenarios replicating conditions that could result in a collision.
6.3.2.4.4. Assessment of real-world testing evidence	8.3.2.4.4. Assessment of real-world testing evidence

UN Global Technical Regulation under the 1998 Agreement Safety of Automated Driving Systems	UN Regulation under the 1958 Agreement Uniform provisions concerning the approval of motor vehicles with regard to their Automated Driving Systems
6.3.2.4.4.1. The assessment shall review the evidence from real-world testing that is provided by the manufacturer to support the ADS safety case.	8.3.2.4.4.1. The approval authority or its designated technical service shall review the evidence from real-world testing that is provided by the manufacturer to support the ADS safety case.
6.3.2.4.4.2. The assessor shall verify that the evidence collected via real-world testing by the manufacturer covers a wide variety of situations and conditions that the ADS may encounter during its real-world operations.	8.3.2.4.4.2. The approval authority or its designated technical service shall verify that the evidence collected via real-world testing by the manufacturer covers a wide variety of situations and conditions that the ADS may encounter during its real-world operations.
6.3.2.4.4.3. To the extent that an ADS encounters critical or failure situations during a real-world test drive, the response of the ADS, including any discrepancies with the nominal performance requirements, shall be considered by the assessor in conjunction with the outcomes of track and virtual testing.	8.3.2.4.4.3. To the extent that an ADS encounters critical or failure situations during a real-world test drive, the response of the ADS, including any discrepancies with the nominal performance requirements, shall be considered by the approval authority or its designated technical service in conjunction with the outcomes of track and virtual testing.
6.3.3. Confirmatory testing	8.3.3. Confirmatory testing
6.3.3.1. Confirmatory testing shall use one or more testing methods and pre-defined and repeatable test protocols to confirm that the evidence provided by the manufacturer accurately represents the ADS performance. The test protocols shall cover a range of driving conditions representative of the ODD.	8.3.3.1. Confirmatory testing conducted or required by an approval authority or its designated technical service shall use one or more testing methods and pre-defined and repeatable test protocols to confirm that the evidence provided by the manufacturer accurately represents the ADS performance. The test protocols shall cover a range of driving conditions representative of the ODD.
6.3.3.1.1. This should include at least and as appropriate <sup>12</sup> : (a) Failure situations, (b) Behaviours in the presence of vulnerable road users,	8.3.3.1.1. This should include at least and as appropriate: (a) Failure situations, (b) Behaviours in the presence of vulnerable road users,

<sup>12</sup> The information reported in the Annex [XX – DDT Annex] may be used to extend the list of scenarios that can be selected for confirmatory testing.

UN Global Technical Regulation under the 1998 Agreement Safety of Automated Driving Systems	UN Regulation under the 1958 Agreement Uniform provisions concerning the approval of motor vehicles with regard to their Automated Driving Systems
<ul style="list-style-type: none"> <li>(c) Situations with a large number of other road users, unlikely road infrastructure, or abnormal geographic/environmental conditions,</li> <li>(d) User interactions,</li> <li>(e) Compliance with traffic rules,</li> <li>(f) Collision avoidance and mitigation,</li> <li>(g) ODD boundaries and fallbacks to MRC, and</li> <li>(h) DSSAD and ISMR capabilities.</li> </ul>	<ul style="list-style-type: none"> <li>(c) Situations with a large number of other road users, unlikely road infrastructure, or abnormal geographic/environmental conditions,</li> <li>(d) User interactions,</li> <li>(e) Compliance with traffic rules,</li> <li>(f) Collision avoidance and mitigation,</li> <li>(g) ODD boundaries and fallbacks to MRC, and</li> <li>(h) DSSAD and ISMR capabilities.</li> </ul>
<p>6.3.3.1.2. The assessment shall ensure that the physical testing (proving ground and/or public road) facilities and environment and the virtual testing environment as applicable are suitable to conduct the testing and confirm the evidence provided by the manufacturer to support the safety case in accordance with the requirements under paragraph 6.2. of this Regulation.</p>	<p>8.3.3.1.2. The approval authority or its designated technical service shall ensure that the physical testing (proving ground and/or public road) facilities and environment and the virtual testing environment as applicable are suitable to conduct the testing and confirm the evidence provided by the manufacturer to support the safety case in accordance with the requirements under paragraph 7.2. of this Regulation.</p>
<p>6.3.3.1.3. The assessment shall compare the information generated by the confirmatory testing with the evidence produced by the manufacturer to check that there is an appropriate level of consistency between them.</p>	<p>8.3.3.1.3. The approval authority or its designated technical service shall compare the information generated by the confirmatory testing with the evidence produced by the manufacturer to check that there is an appropriate level of consistency between them.</p>
<p>6.3.3.1.4. The assessment’s confirmatory testing strategy may identify a test case that is within the ODD but not easily compared to an existing result provided by the manufacture. This case should still be considered and the results compared with the manufacturer’s expected behaviour. The expected behaviour should be determined in discussion with the manufacturer.</p>	<p>8.3.3.1.4. The approval authority or its designated technical service’s confirmatory testing strategy may identify a test case that is within the ODD but not easily compared to an existing result provided by the manufacture. This case should still be considered and the results compared with the manufacturer’s expected behaviour. The expected behaviour should be determined in discussion with the manufacturer.</p>

UN Global Technical Regulation under the 1998 Agreement Safety of Automated Driving Systems	UN Regulation under the 1958 Agreement Uniform provisions concerning the approval of motor vehicles with regard to their Automated Driving Systems
6.3.3.1.4.1. If the assessment is unable to confirm that there is an appropriate level of consistency between the results, the manufacturer shall review the alleged discrepancies and take appropriate action to resolve them.	8.3.3.1.4.1. If the approval authority or its designated technical service is unable to confirm that there is an appropriate level of consistency between the results, the manufacturer shall review the alleged discrepancies and take appropriate action to resolve them.
6.3.3.2. Virtual testing	8.3.3.2. Virtual testing
<del>6.3.3.2.1. The assessor may conduct or require virtual testing to confirm the evidence submitted by the manufacturer performance of the ADS in a number of selected relevant nominal, critical, and failure scenarios.]</del>	<del>8.3.3.2.1. The assessor may conduct or require virtual testing to confirm the evidence submitted by the manufacturer performance of the ADS in a number of selected relevant nominal, critical, and failure scenarios.]</del>
6.3.3.2.1.1. The provisions included in the following paragraphs until 6.3.3.2. apply in the case that confirmatory virtual testing are conducted or required.	8.3.3.2.1.1. The provisions included in the following paragraphs until 8.3.3.2. apply in the case that confirmatory virtual testing are conducted or required.
6.3.3.2.1.2. The confirmatory testing shall demonstrate that the simulation toolchain used for virtual testing complies with the requirements under paragraph 5.2.1. of this Regulation.	8.3.3.2.1.2. The approval authority or its designated technical service shall demonstrate that the simulation toolchain used for virtual testing complies with the requirements under paragraph 7.2.1. of this Regulation.
6.3.3.2.1.3. The confirmatory testing shall document the choices for the scenarios selected.	8.3.3.2.1.3. The approval authority or its designated technical service shall document their choices for the scenarios selected.
6.3.3.2.2. [The assessor may request to use the virtual testing environment used by the manufacturer to carry out confirmatory virtual testing.]	8.3.3.2.2. The approval authority or its designated technical service may request to use the virtual testing environment used by the manufacturer to carry out confirmatory virtual testing.
6.3.3.3. Track testing	8.3.3.3. Track testing
<del>6.3.3.3.1. The assessor shall conduct or require the use of track testing to confirm the performance of the ADS in a number of selected relevant nominal, critical, and failure scenarios, unless the assessor deems that these scenarios can be sufficiently covered through real world confirmatory testing.]</del>	<del>8.3.3.3.1. The assessor shall conduct or require the use of track testing to confirm the performance of the ADS in a number of selected relevant nominal, critical, and failure scenarios, unless the assessor deems that these scenarios can be sufficiently covered through real world confirmatory testing.]</del>

UN Global Technical Regulation under the 1998 Agreement Safety of Automated Driving Systems	UN Regulation under the 1958 Agreement Uniform provisions concerning the approval of motor vehicles with regard to their Automated Driving Systems
6.3.3.3.1.1. The provisions included in the following paragraphs until 6.3.3.4. apply in the case that confirmatory track testing is conducted or required.	8.3.3.3.1.1. The provisions included in the following paragraphs until 8.3.3.4. apply in the case that confirmatory track testing is conducted or required.
6.3.3.3.1.2. The confirmatory testing shall explain and document the choices for the scenarios used to test the ADS.	8.3.3.3.1.2. The approval authority or its designated technical service shall explain and document its choices for the scenarios used to test the ADS.
6.3.3.3.2. Any track testing shall be conducted on a testing ground that is part of, or suitably represents, the ODD of the ADS and complies with the requirements under paragraph 5.2.2. of this Regulation.	8.3.3.3.2. Any track testing shall be conducted on a testing ground that is part of, or suitably represents, the ODD of the ADS and complies with the requirements under paragraph 7.2.2. of this Regulation.
6.3.3.3.2.1. [The assessor may request to use the testing ground used by the manufacturer to carry out confirmatory track testing.]	8.3.3.3.2.1. The approval authority or its designated technical service may request to use the testing ground used by the manufacturer to carry out confirmatory track testing.
6.3.3.3.3. Track testing may be conducted to verify that ADS responds safely to situations: <ul style="list-style-type: none"> <li>(a) Occurring within the ODD,</li> <li>(b) Occurring while crossing the ODD boundaries, and</li> <li>(c) Concerning its activation outside of the ODD.</li> </ul>	8.3.3.3.3. Track testing may be conducted to verify that ADS responds safely to situations: <ul style="list-style-type: none"> <li>(a) Occurring within the ODD,</li> <li>(b) Occurring while crossing the ODD boundaries, and</li> <li>(c) Concerning its activation outside of the ODD.</li> </ul>
6.3.3.3.4. The confirmatory testing shall consider how to manage real world variations. Variations may include, but are not limited to, changes in lighting conditions, weather, road surface conditions, and surrounding traffic behaviour. The assessment shall confirm that the ADS maintain safe performance within its ODD and verify that the ADS responds to approaching and crossing of ODD boundaries in line with the safety case.	8.3.3.3.4. The approval authority or its designated technical service shall consider how to manage real world variations. Variations may include, but are not limited to, changes in lighting conditions, weather, road surface conditions, and surrounding traffic behaviour. The approval authority or its designated technical service shall confirm that the ADS maintain safe performance within its ODD and verify that the ADS responds to approaching and crossing of ODD boundaries in line with the safety case.

UN Global Technical Regulation under the 1998 Agreement Safety of Automated Driving Systems	UN Regulation under the 1958 Agreement Uniform provisions concerning the approval of motor vehicles with regard to their Automated Driving Systems
6.3.3.3.5. The confirmatory testing shall ensure an appropriate protocol is used for recording the track testing. It will contain at least minimum requirements on test relevant data collection and analysis, e.g., how the data is recorded, how measurements are derived from the recorded data, and how the measurements are analysed.	8.3.3.3.5. The approval authority or its designated technical service shall ensure an appropriate protocol is used for recording the track testing. It will contain at least minimum requirements on test relevant data collection and analysis, e.g., how the data is recorded, how measurements are derived from the recorded data, and how the measurements are analysed.
6.3.3.3.6. The confirmatory testing shall ensure that the track testing carried out is recorded with sufficient details to allow the tests to be reproduced to a sufficient level of accuracy. The information recorded shall include at least the test equipment, the test set-up, and the test environment, as well as any variations and adjustments.	8.3.3.3.6. The approval authority or its designated technical service shall ensure that the track testing carried out is recorded with sufficient details to allow the tests to be reproduced to a sufficient level of accuracy. The information recorded shall include at least the test equipment, the test set-up, and the test environment, as well as any variations and adjustments.
6.3.3.3.7. The confirmatory testing shall include scenarios where the behaviour or position of other road users requires the ADS to react to their movement or presence.	8.3.3.3.7. The approval authority or its designated technical service shall select scenarios where the behaviour or position of other road users requires the ADS to react to their movement or presence.
6.3.3.3.8. The confirmatory testing shall use track testing to also confirm that user(s)-related aspects are in line with the ADS safety case.	8.3.3.3.8. The approval authority or its designated technical service shall use track testing to also confirm that user(s)-related aspects are in line with the ADS safety case.
6.3.3.4. Real world testing	8.3.3.4. Real world testing
<del>6.3.3.4.1. The assessor shall conduct or require real world testing of the ADS in nominal scenarios. It is acknowledged that critical and/or failure scenarios may occur during real world testing, but generally should not be tested on purpose. If such scenarios occur, they shall not be excluded from the assessment.]</del>	<del>8.3.3.4.1. The assessor shall conduct or require real world testing of the ADS in nominal scenarios. It is acknowledged that critical and/or failure scenarios may occur during real world testing, but generally should not be tested on purpose. If such scenarios occur, they shall not be excluded from the assessment.]</del>
6.3.3.4.2. The confirmatory real-world testing shall ensure safety, including the capability to end a test at any point if it becomes unsafe.	8.3.3.4.2. The approval authority or its designated technical service shall ensure that real-world testing is conducted safely and therefore can end a test at any point if it becomes unsafe.

UN Global Technical Regulation under the 1998 Agreement Safety of Automated Driving Systems	UN Regulation under the 1958 Agreement Uniform provisions concerning the approval of motor vehicles with regard to their Automated Driving Systems
6.3.3.4.3. The confirmatory real-world testing shall be demonstrably safe for other road users and for users in the vehicle.	8.3.3.4.3. The approval authority or its designated technical service shall ensure that real world testing only be conducted if an appropriate level of safety for the other road users and for users in the vehicle can be demonstrated.
6.3.3.4.4. The real-world confirmatory testing shall demonstrate the claims for ADS performance under real traffic conditions.	8.3.3.4.4. The approval authority or its designated technical service shall demonstrate that real world testing confirms the claimed ADS performance in real traffic conditions.
6.3.3.4.5. The real-world confirmatory testing shall demonstrate the claimed ADS performance when approaching and crossing ODD boundaries, where appropriate.	8.3.3.4.5. The approval authority or its designated technical service shall demonstrate that real-world testing confirms the claimed ADS performance when approaching and crossing ODD boundaries, where appropriate.
6.3.3.4.6. The real-world confirmatory testing shall demonstrate the claimed ADS performance relating to issues that may not be well captured by track tests and simulation, such as perception quality limitation (e.g. due to light and environmental conditions, etc.).	8.3.3.4.6. The approval authority or its designated technical service shall demonstrate that real world testing confirms the claimed ADS performance relating to issues that may not be well captured by track tests and simulation, such as perception quality limitation (e.g. due to light and environmental conditions, etc.).
6.3.3.4.7. The real-world confirmatory testing shall demonstrate the claimed ADS performance for aspects relating to human factors, such as user-initiated deactivation, system-initiated deactivation (not leading to a [mitigated] risk condition), audibility of messages in real world conditions, if applicable to the ADS.	8.3.3.4.7. The approval authority or its designated technical service shall demonstrate that real world testing confirms the claimed ADS performance for aspects relating to human factors, such as user-initiated deactivation, system-initiated deactivation (not leading to a [mitigated] risk condition), audibility of messages in real world conditions, if applicable to the ADS.
6.3.3.4.8. The real-world confirmatory testing shall demonstrate the claimed ADS performance related to the interaction with ADS users and other road users under these conditions.	8.3.3.4.8. The approval authority or its designated technical service shall demonstrate that real world testing confirms the claimed ADS performance related to the interaction with ADS users and other road users under these conditions.

<p style="text-align: center;">UN Global Technical Regulation under the 1998 Agreement</p> <p>Safety of Automated Driving Systems</p>	<p style="text-align: center;">UN Regulation under the 1958 Agreement</p> <p>Uniform provisions concerning the approval of motor vehicles with regard to their Automated Driving Systems</p>
<p>6.3.3.4.9. The real-world confirmatory testing shall consist of selected test routes that reflect the environment and conditions of the ODD of the ADS feature(s).</p>	<p>8.3.3.4.9. The approval authority or its designated technical service shall review the environment and conditions of the selected test routes to ensure they reflect the environment and conditions of the ODD of the ADS feature(s).</p>
<p>6.3.3.4.10. The real-world confirmatory testing shall ensure that the selection of test routes utilises appropriate strategies to enhance the probability of ADS encountering situations that involve a large number of other road users, unlikely road infrastructure, or abnormal geographic/environmental conditions, by examining when and where specific elements (e.g. high- or low-density traffic) typically occur. It is understood that it may not be possible to encounter all traffic situations during a real-world test.</p>	<p>8.3.3.4.10. The approval authority or its designated technical service shall ensure that the selection of test routes utilises appropriate strategies to enhance the probability of ADS encountering situations that involve a large number of other road users, unlikely road infrastructure, or abnormal geographic/environmental conditions, by examining when and where specific elements (e.g. high- or low-density traffic) typically occur. It is understood that it may not be possible to encounter all traffic situations during a real-world test.</p>
<p>6.3.3.4.11. The confirmatory testing shall ensure that an appropriate protocol is followed when undertaking real-world testing. It should contain minimum requirements that standardise how the test relevant data are to be collected and analysed (e.g., how the data is recorded, how measurements are derived from the recorded data, and how the measurements are analysed).</p>	<p>8.3.3.4.11. The approval authority or its designated technical service shall ensure that an appropriate protocol is followed when undertaking real world testing. It should contain minimum requirements that standardise how the test relevant data are to be collected and analysed (e.g., how the data is recorded, how measurements are derived from the recorded data, and how the measurements are analysed).</p>
<p>6.3.3.4.12. The real-world confirmatory testing shall demonstrate the claimed ADS performance both within and outside the ODD of its feature(s) (e.g., to determine the ADS's appropriate recognition and response when not in its ODD) on public roads.</p>	<p>8.3.3.4.12. The approval authority or its designated technical service shall ensure that real world testing confirms the claimed ADS performance both within its ODD and outside its ODD (e.g. to determine the ADS's appropriate recognition and response when not in its ODD) on public roads.</p>


UN Global Technical Regulation under the 1998 Agreement Safety of Automated Driving Systems	UN Regulation under the 1958 Agreement Uniform provisions concerning the approval of motor vehicles with regard to their Automated Driving Systems
6.3.3.4.13. Any infractions identified during real-world testing shall be reviewed and assessed both directly and by evaluation against any other relevant and available evidence (e.g., data gathered during other testing or supplied by the manufacturer).	8.3.3.4.13. The approval authority or its designated technical service shall review any infractions identified during real world testing and assess it both directly and by evaluating it against any other relevant and available evidence (e.g., data gathered during other testing or supplied by the manufacturer).
6.3.3.4.14. In case of track testing according to 6.3.3.2., the assessment shall compare the information generated during real-world testing with the information from track testing to ensure there is the appropriate level of correlation of the results, including the performance of the ADS.	8.3.3.4.14. In case of track testing according to 8.3.3.2., the approval authority or its designated technical shall compare the information generated during real-world testing with the information from track testing to ensure there is the appropriate level of correlation of the results, including the performance of the ADS.
6.3.3.4.14.1.If there is insufficient consistency between the results, then the discrepancies shall be reviewed and action taken to resolve them.	8.3.3.4.14.1.If there is insufficient consistency between the results, then the manufacturer should be informed and should review the alleged discrepancies and take appropriate action to resolve them.
6.3.3.4.15. Test coverage and termination criteria	8.3.3.4.15. Test coverage and termination criteria
6.3.3.4.15.1.The real-world test drive shall cover the functions required to perform the entire DDT in the ODD pursuant to the outcomes of the safety case analysis.	8.3.3.4.15.1.The real-world test drive shall cover the functions required to perform the entire DDT in the ODD pursuant to the outcomes of the safety case analysis.
6.3.3.4.15.2.The test should be terminated only when all relevant parts of 6.3.3.4.15.1, excluding safety critical and failure related scenarios, have been monitored and assessed.	8.3.3.4.15.2.The test should be terminated only when all relevant parts of 8.3.3.4.15.1, excluding safety critical and failure related scenarios, have been monitored and assessed.
6.4. Post-deployment safety assessment	8.4. Post-deployment safety assessment
6.4.1. The assessment shall review the information provided by the manufacturer and assess that it is in accordance with the manufacturer’s SMS.	8.4.1. The approval authority or its designated technical service shall receive information provided by the manufacturer and assess that it is in accordance with the manufacturer’s SMS.

UN Global Technical Regulation under the 1998 Agreement Safety of Automated Driving Systems	UN Regulation under the 1958 Agreement Uniform provisions concerning the approval of motor vehicles with regard to their Automated Driving Systems
<p>6.4.2. The information provided by the manufacturer on the ADS operations (e.g., notifications, short-term and periodic reports) shall be reviewed:</p> <ul style="list-style-type: none"> <li>(a) To receive confirmatory evidence on the safety case and on the Safety Management System,</li> <li>(b) To receive information on the ADS safety level and assess whether the ADS continues to be safe when operated on the road,</li> <li>(c) If applicable, to verify that this information is used to develop new scenarios or variants of existing scenarios used to generate evidence that supported the ADS safety case, and</li> <li>(d) To assess the effectiveness of the remedial actions.</li> </ul>	<p>8.4.2. The approval authority or its designated technical service shall review the information provided by the manufacturer on the ADS operations (e.g., notifications, short-term and periodic reports):</p> <ul style="list-style-type: none"> <li>(a) To receive confirmatory evidence on the safety case and on the Safety Management System,</li> <li>(b) To receive information on the ADS safety level and assess whether the ADS continues to be safe when operated on the road,</li> <li>(c) If applicable, to verify that this information is used to develop new scenarios or variants of existing scenarios used to generate evidence that supported the ADS safety case, and</li> <li>(d) To assess the effectiveness of the remedial actions.</li> </ul>
<p>6.4.3. The assessment shall review the manufacturer's data processing (for example: filtering and conditioning) procedure during occurrence investigation and agree on the steps undertaken to deliver the data supporting the report.</p>	<p>8.4.3. The approval authority or its designated technical service shall review the manufacturer's data processing (for example: filtering and conditioning) procedure during occurrence investigation and agree on the steps undertaken to deliver the data supporting the report.</p>
<p>6.4.4. The confidentiality of sensitive and business confidential information reported in accordance with the short-term template shall be assured.</p>	<p>8.4.4. The approval authority or its designated technical service shall ensure the confidentiality of sensitive and business confidential reported information in the short-term template.</p>
<p>6.4.5. The assessment, where necessary, may verify the information provided and, if needed, the assessor may require further investigations and evidence, including test, before closing the occurrence.</p>	<p>8.4.5. The approval authority or its designated technical service, where necessary, may verify the information provided and, if needed, the approval authority or its designated technical service may require further investigations and evidence, including test, before closing the occurrence.</p>
	<p>9. Modifications and extension of approval of the vehicle type</p>

UN Global Technical Regulation under the 1998 Agreement Safety of Automated Driving Systems	UN Regulation under the 1958 Agreement Uniform provisions concerning the approval of motor vehicles with regard to their Automated Driving Systems
	9.1. Every modification of the vehicle type with regard to this Regulation shall be notified to the Type Approval Authority which approved that vehicle type. The Type Approval Authority may then either:
	9.2. The Type Approval Authority may either:  (a) Decide, in consultation with the manufacturer, that a new type approval is to be granted, or  (b) Apply the procedure under paragraph 9.1.1. (Revision) and, if applicable, the procedure under paragraph 9.1.2. (Extension).
	9.1.1. Revision
	9.1.1.1. When particulars recorded in the information documents of Annex 1 - Appendix 1 have changed and the Type Approval Authority considers that the modifications made are unlikely to have appreciable adverse effect, and that in any case the vehicle still meets the requirements of this Regulation, the modification shall be designated a "revision".
	9.1.1.2. In case of revision, the Type Approval Authority shall issue the revised pages of the information documents of Annex 1 - Appendix 1 as necessary, marking each revised page to show clearly the nature of the modification and the date of re-issue. A consolidated, updated version of the information documents of Annex 1 - Appendix 1, accompanied by a detailed description of the modification, shall be deemed to meet this requirement.
	9.1.2. Extension
	9.1.2.1. The modification shall be designated an "extension" if, in addition to the change of the particulars recorded in the information folder:  (a) Further inspections or tests are required, or

UN Global Technical Regulation  
under the 1998 Agreement  
Safety of Automated Driving Systems

UN Regulation  
under the 1958 Agreement  
Uniform provisions concerning the approval of  
motor vehicles with regard to their Automated  
Driving Systems



- (b) Any information on the communication document (with the exception of its attachments) has changed, or
- (c) Approval to a later series of amendments is requested after its entry into force.

9.2. Notice of confirmation, extension, or refusal of approval shall be communicated by the procedure specified in paragraph 4.3. above, to the Contracting Parties to the Agreement applying this Regulation. In addition, the index to the information documents and to the test reports, attached to the communication document of Annex 1, shall be amended accordingly to show the date of the most recent revision or extension.

9.3. The Type Approval Authority issuing the extension of approval shall assign a series number to each communication form drawn up for such an extension.

10. Conformity of Production

The conformity of production procedures shall comply with those set out in the Agreement, Schedule 1 (E/ECE/TRANS/505/Rev.3), with the following requirements:

10.1 [Every vehicle bearing approved under this Regulation shall conform to the vehicle type approved by meeting the requirements set out under paragraph 6 of this Regulation.]

11. Penalties for non-conformity of production

11.1. The approval granted in respect of a vehicle type pursuant to this Regulation may be withdrawn if the requirements laid down in paragraph 10.1. above is not complied with.

UN Global Technical Regulation under the 1998 Agreement Safety of Automated Driving Systems	UN Regulation under the 1958 Agreement Uniform provisions concerning the approval of motor vehicles with regard to their Automated Driving Systems
	11.2. If a Contracting Party to the Agreement which applies this Regulation withdraws an approval it has previously granted, it shall forthwith notify the other Contracting Parties applying this Regulation by means of a copy of the approval form bearing at the end, in large letters, the signed and dated annotation "APPROVAL WITHDRAWN".  12. Production definitively discontinued 12.1. If the holder of the approval completely ceases to manufacture the vehicle type approved in accordance with this Regulation, he shall so inform the Type Approval Authority which granted the approval. Upon receiving the relevant communication that Type Approval Authority shall inform thereof the other Contracting Parties applying this Regulation by means of a copy of the approval form bearing at the end, in large letters, the signed and dated annotation "PRODUCTION DISCONTINUED".  13. Names and addresses of Technical Services responsible for conducting approval tests and of Type Approval Authorities 13.1. The Contracting Parties to the Agreement applying this Regulation shall communicate to the Secretariat of the United Nations the names and addresses of the Technical Services responsible for conducting approval tests and of the Type Approval Authorities which grant approval and to which forms certifying approval or refusal, or extension or withdrawal of approval, issued in the other countries, are to be sent.  Annex 1. Communication Annex 2. Examples of arrangements of approval marks

UN Global Technical Regulation under the 1998 Agreement Safety of Automated Driving Systems		UN Regulation under the 1958 Agreement Uniform provisions concerning the approval of motor vehicles with regard to their Automated Driving Systems	
Annex 1.	List of Reportable Occurrences by Reporting Type	Annex 3.	List of Reportable Occurrences by Reporting Type
Annex 2.	In-Service Reporting Template: Short-term Reporting	Annex 4.	In-Service Reporting Template: Short-term Reporting
Annex 3.	In-Service Reporting Template: Periodic Reporting	Annex 5.	In-Service Reporting Template: Periodic Reporting
Annex 4.	Definition of Thresholds for Critical Occurrences	Annex 6.	Definition of Thresholds for Critical Occurrences
Annex 5.	ODD-based Behavioural Competencies and Scenario Identification Approach	Annex 7.	ODD-based Behavioural Competencies and Scenario Identification Approach
Annex 6.	Data Storage Systems for Automated Driving	Annex 8.	Data Storage Systems for Automated Driving

## II. Justification

1. To be added later.