

## **Uniform provisions concerning the approval of Road Illumination Devices (lamps) and systems for power-driven vehicles**

Examples of: “markings”, “symbols”, “additional symbols”, “other  
markings” and “optional mark”

What the **Unique Identifier** mark is intended to replace ?



# APPROVAL MARK

- 3.3.2. The International approval mark shall consist of:
  - 3.3.2.1. A circle surrounding the letter "E" followed by the distinguishing number of the country which has granted approval.
  - 3.3.2.2. The approval number ...
  - 3.3.2.3. The first two digits of the approval number which indicate the change index in force at the time of issue of the approval.
  - 3.3.2.4. The symbols identifying the road illumination function for which type approval has been granted (see page 3)
  - 3.3.2.5. Additional symbols for headlamps, AFS and front fog lamps (see page 4)
  - 3.3.2.7. Other markings (see page 5)
- 3.3.3. The Unique Identifier mark (see page 6)
  - .....this regulation includes the requirements for the use of the "Unique Identifier" and is conditional upon access to the UN secure internet database (in accordance with Schedule 5 of the 1958 Agreement) where all type approval documentation is held. When the "Unique Identifier" is used there is no requirement for the devices to carry the conventional type approval markings (E-mark).

# APPROVAL MARK

- 3.3.2.4. The **symbols** identifying the road illumination function (full list is provided in Annex 1 “Communication”)

E/ECE/324/Add.XXX/Rev.XXX  
E/ECE/TRANS/505/Add.XXX/Rev.XXX

C, C, C, R, R PL, CR, CR, CR, C/R, C/R, C/R, C/, C/, C/,  
 → ↔ → ↔ → ↔ → ↔ → ↔ → ↔  
 C, PL, C PL, C PL, CR PL, CR PL, CR PL, C/R PL, C/R PL, C/R PL,  
 → ↔ → ↔ → ↔ → ↔ → ↔ → ↔  
 C/PL, C/PL, C/PL  
 → ↔ → ↔  
 HC, HC, HC, HR, HR PL, HCR, HCR, HCR, HC/R, HC/R, HC/R, HC/, HC/, HC/,  
 → ↔ → ↔ → ↔ → ↔ → ↔ → ↔ → ↔ → ↔  
 HC PL, HC PL, HC PL, HCR PL, HCR PL, HCR PL, HC/R PL, HC/R PL, HC/R PL,  
 → ↔ → ↔ → ↔ → ↔ → ↔ → ↔ → ↔ → ↔  
 HC/PL, HC/PL, HC/PL  
 → ↔ → ↔

4 Indicate the appropriate marking selected from the list below:

DC, DC/, DC/PL, DR, DCR, DC/R, DC PL, DR PL, DCR DC/R  
 → → → → → → → → → → → → → → → →  
 → → → → → → → → → → → → → → → →  
 DC, DCR, DC/R, DC/, DC PL, DCR PL, DC/R DC/PL, PL, PL,  
 ↔ ↔ ↔ ↔ ↔ ↔ ↔ ↔ ↔ ↔ ↔ ↔ ↔ ↔ ↔ ↔











9 Indicate the appropriate marking selected from the list below:

C-AS, C-BS, R-BS, CR-BS, C/-BS, C/R-BS,  
 C-BS PL, C-BS PL, R-BS PL, CR-BS PL, C/-BS PL, C/R-BS PL,  
 WC-CS, WC-DS, WR-CS, WR-DS, WCR-DS, WCR-DS,  
 WC/-CS, WC/-DS, WC/R-CS, WC/R-DS, WC-CS PL, WCR-DS PL,  
 WC-DS PL, WR-CS PL, WR-DS PL, WCR-CS PL, WCR-DS PL,  
 WC/CS PL, WC/-DS PL, WC/R-CS PL, WC/R-DS PL,  
 WC+CS, WC+DS, WC+R-CS, WC+R-DS, C+BS, C+R-BS,  
 WC+CS PL, WC+DS PL, WC+R-CS PL, WC+R-DS PL, C+BS PL, C+R-BS PL,  
 WC-ES, WR-ES, WCR-ES, WC/-ES, WC/R-ES, WC-ES PL,  
 WR-ES PL, WCR-ES PL, WC/-ES PL, WC/R-ES PL,  
 WC+ES, WC+R-ES, WC+ES PL, WC+R-ES PL

RID	Identification symbol
Driving beam headlamp of Class A	R
Passing beam headlamp of Class A (asymmetrical)	C
Driving beam headlamp of Class B	HR
Passing beam headlamp of Class B (asymmetrical)	HC
Driving beam headlamp of Class D (GDL)	DR
Passing beam headlamp of Class D (GDL asymmetrical)	DC
Adaptive Front lighting System (AFS): basic passing beam	XC <sup>3</sup>
Adaptive Front lighting System (AFS): motorway passing beam	XCE <sup>4</sup>
Adaptive Front lighting System (AFS): town passing beam	XCV <sup>2</sup>
Adaptive Front lighting System (AFS): adverse weather passing beam	XCW <sup>2</sup>
Adaptive Front lighting System (AFS): driving beam	XR <sup>2</sup>
Passing beam headlamp of Class AS (symmetrical)	C-AS
Passing beam headlamp of Class BS (symmetrical)	C-BS
Passing beam headlamp of Class CS (symmetrical)	WC-CS
Passing beam headlamp of Class DS (symmetrical)	WC-DS
Passing beam headlamp of Class ES (GDL symmetrical)	WC-ES
Driving beam headlamp of Class BS	R-BS
Driving beam headlamp of Class CS	WR-CS
Driving beam headlamp of Class DS	WR-DS
Driving beam headlamp of Class ES (GDL)	WR-ES
Front fog lamp Class F3	F3
Cornering lamp	K

# APPROVAL MARK

- 3.3.2.5. **Additional symbols** for headlamps, AFS and front fog lamps

- In the case of headlamps/AFS installation unit meeting left-hand traffic requirements only 
- In the case of headlamps/AFS installation unit designed to meet the requirements of both traffic 
- Front fog lamps of Class F3 having asymmetric light distribution  or  or 
- In the case of front fog lamps, headlamps and AFS installation unit incorporating a lens of plastic material **PL**
- In the case of headlamps/AFS installation unit meeting the requirements of the driving-beam the maximum luminous intensity expressed by a reference mark ( $I'_M$ ), defined as follows:  $I'_M = I_M / 4,300$   
This "XXX" value shall be rounded off to the value 7.5 - 10 - 12.5 - 17.5 - 20 - 25 - 27.5 - 30 - 37.5 - 40 - 45 - 50. 
- An oblique stroke in the case of headlamps/AFS installation unit so designed that the principal passing-beam shall not be lit simultaneously with that of any other lighting function with which it may be reciprocally incorporated 
- The score above the letter(s) "... " indicates that the AFS function(s) is(are) provided by more than one installation unit on that side of the system.   
 


# APPROVAL MARK

- **3.3.2.7. Other markings**

- in the case of devices including a passing beam designed to satisfy the requirements both of right-hand and of left-hand traffic, markings indicating the two settings of the optical unit on the vehicle or of the light source on the reflector; these markings shall consist of the letters "**R/D**" for the position for right-hand traffic and the letters "**L/G**" for the position for left-hand traffic
- in the case of lamps with replaceable light source(s) or with replaceable light source modules, a marking indicating:
  - (a) **the category or categories of light source(s)** prescribed for headlamps of Classes AS, BS, CS, DS, ES and cornering lamps; and/or
  - (b) **the light source module specific identification code**; and /or
  - (c) **the rated voltage(s), the rated wattage(s) and specific identification code of LED module(s)** for headlamps, front fog lamps and AFS;
  - (d) **the rated voltage or range of** in the case of cornering lamps with an electronic light source control gear or non-replaceable light sources and/or light source module(s);
- **the name of the manufacturer and its identification number.**
- a marking consisting of the Number **24 crossed out by an oblique cross (X)** near the holders of the light source(s);
- the headlamps producing the principal passing beam shall **bear specific identification code of the additional lighting unit(s)**
- Additional lighting unit(s) shall bear **the trade name or mark of the applicant**
- **The specific identification code(s) of the additional lighting unit(s).** = letters "ALU" for "Additional Lighting Unit" followed by approval marking without the circle and in the case where several non-identical additional lighting units are used, additional symbols or characters shall follow

# APPROVAL MARK

- 3.3.3. The **Unique Identifier** mark



- The above Unique Identifier (UI) marked on the lamp shows that the type concerned has been approved and that the relevant information on that type approval can be accessed on the UN secure internet database by using 163210 as the Unique Identifier.

# APPROVAL MARK

- IMPORTANT:
  - 3.3.1.4. The UI or the approval mark with **the symbols and** the additional symbols, shall be clearly legible and indelible. It may be placed on an inner or outer part (transparent or not) of the lamp which cannot be separated from the transparent part of the lamp emitting the light. In any case **the marking shall be visible when the lamp is fitted on the vehicle or when a movable part such as the hood or boot lid or a door is opened.**
  
- CONCLUSIONS:
  - Only the approval mark with **the symbols and** the additional symbols marking or the UI shall be visible when the lamp is fitted on the vehicle
  - The approval mark with **the symbols and** the additional symbols can be replaced by the UI mark
  - The “Other markings” are not replaced by the UI mark (?!?!)

# Examples of approval mark

Example 1a (correction on the exiting example in RID) APPROVAL MARK OF A SINGLE ROAD ILLUMINATION DEVICE

shall be visible when the lamp is fitted on the vehicle

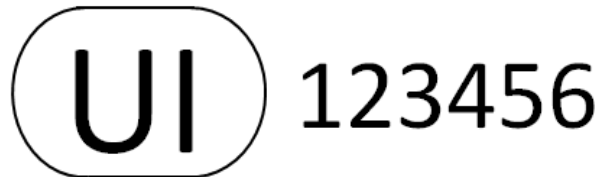


The lamp bearing the approval mark shown is a headlamp approved in the Netherlands (E4), under approval number 2439 pursuant to this Regulation as set in the original series of amendments (00).

The headlamp bearing the approval marking shown above is a headlamp with a gas discharge light source for the passing beam only and is equipped with a lens of plastic material, and designed for both traffic systems

OR

Unique Identifier mark



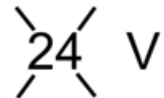
Other markings placed on the main body of the lamp :

R/D

L/G

D1S

13.2V



Valeo

999888555

optional mark of the centre of reference





# Examples of approval mark

## Example 1b APPROVAL MARK OF A SINGLE ROAD ILLUMINATION DEVICE

### shall be visible when the lamp is fitted on the vehicle

F3 K PL  
00 00



112233

ALU E2 445566

ALU E43 778899

ALU E1 456654

ALU E9 987789

ALU E3 545454

ALU .. .....

The lamp bearing the approval mark shown is a lamp approved in the Belgium (E6), under approval number 112233 pursuant to this Regulation as set in the original series of amendments (00).

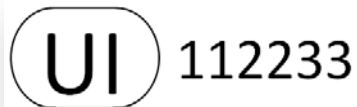
The lamp bearing the approval marking shown above is a front fog lamp with a LED module having an asymmetric light distribution, a cornering lamp mounted on the right side and an additional lighting unit bearing the identification code shown in figure has been approved together with headlamps initially approved:

- in France (E2) under approval number 445566
- in Japan (E43) under approval number 778899
- in Germany (E1) under approval number 456654
- in Spain (E9) under approval number 987789
- in Italy (E2) under approval number 545454
- (the list could be longer)

and is equipped lens of plastic material.

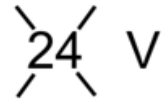
**OR**

Unique Identifier mark



Other markings placed on the main body of the lamp :

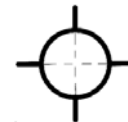
**13.2V 9.5W**



**MD XXXXX** (if any)

**Valeo 777888855**





optional mark of the centre of reference



# Examples of approval mark

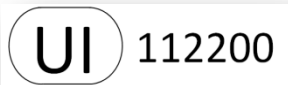
## Example 1c APPROVAL MARK OF A SINGLE ROAD ILLUMINATION DEVICE

### shall be visible when the lamp is fitted on the vehicle

F3 K PL  
 00 00  
  
 112233  
**Valeo** 00 XEWR 11111 22222 33333 44444  
**Koito** 00 XCV 55555 66666 77777  
 00 XCWT 88888 99999  
 00 XCVR 121210 112211  
 00 XCWR 14441 14442  
**ZKW** 00 XCWR 552200 552201  
 00 .....

OR

Unique Identifier mark



The lamp bearing the approval mark shown is a lamp approved in the Belgium (E6), under approval number 112233 pursuant to this Regulation as set in the original series of amendments (00).

The lamp bearing the approval marking shown above is a front fog lamp having an asymmetric light distribution, a cornering lamp mounted on the right side and an AFS additional lighting unit bearing the identification code shown in figure has been approved together with headlamps initially approved:

- name of the headlamp applicant: Valeo; in respect to the class E passing beam, the class W passing beam, designed for right-hand traffic (type approval N° 22222 and 44444) and left-hand traffic (type approval N° 11111 and 33333) and a driving beam. The score above the letters "E" and "W" indicates that these passing beam classes are provided on that side of the system by more than this installation unit.
- name of the headlamp applicant: Koito; in respect to the class C passing beam, the class V passing beam, designed for right-hand traffic (type approval N° 77777) and left-hand traffic (type approval N° 55555 and 66666). The score above the letters "C" and "V" indicates that these passing beam classes are provided on that side of the system by more than this installation unit.
- name of the headlamp applicant: Hella; in respect to the class C passing beam, the class W passing beam, both with bending modes, designed for right-hand traffic (type approval N° 99999) and left-hand traffic (type approval N° 88888). The score above the letters "C" and "W" indicates that these passing beam classes are provided on that side of the system by more than this installation unit.
- name of the headlamp applicant: VAROC ; in respect to .....
- name of the headlamp applicant: Automotive Lighting ; in respect to .....
- name of the headlamp applicant: ZKW; in respect to the class C passing beam, the class W passing beam, designed for right-hand traffic (type approval N° 552200) and left-hand traffic (type approval N° 8552201) and a driving beam. The score above the letters "C" and "W" indicates that these passing beam classes are provided on that side of the system by more than this installation unit.
- (the list could be longer)

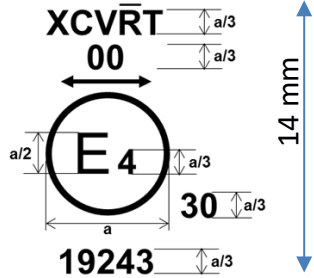
and is equipped lens of plastic material.

# Example of markings on the device


Example 1c APPROVAL MARK OF A SINGLE ROAD ILLUMINATION DEVICE

**ALL this marking shall be visible when the lamp is fitted on the vehicle**

**IF the minimum size**



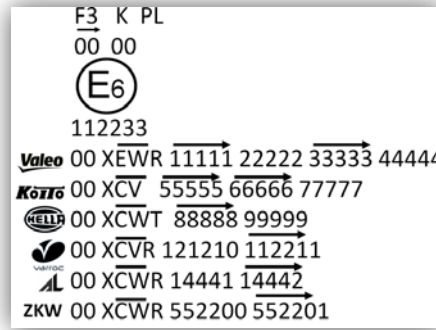
$a \geq 5$  mm on plastic  
 $a \geq 8$  mm on glass



$a > 8$

45 mm

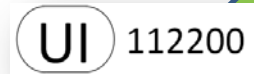
32 mm (or more)



The only visible part of the device when the lamp is fitted on the vehicle is the lens (80% optical area) Ø60mm

**OR**

Unique Identifier mark



5.4 mm

20 mm

