

Submitted by the expert from Republic of Korea

# Status of vehicles for carrying children in Korea

# 1. General status on vehicles for carrying children

## ● Status on registration of vehicles for carrying children

- Number of registration vehicles for carrying children, As of Oct. 2019

- **Mandatory registration** of All vehicles for carrying for children **to the Ministry of Education**

	Nursery	Kindergarten	School	Private educational institute	Sum
No. of Vehicles	21,135	9,313	4,275	16,357	51,080



< Nursery >



< Kindergarten >



< School >



< Private educational Institute >

# 1. General status on vehicles for carrying children

## ● Type of vehicle for carrying children in Korea

### ■ Small size

- Capacity : 11 persons or less
- Use : Small Nursery, Kindergarten, Private educational Institute



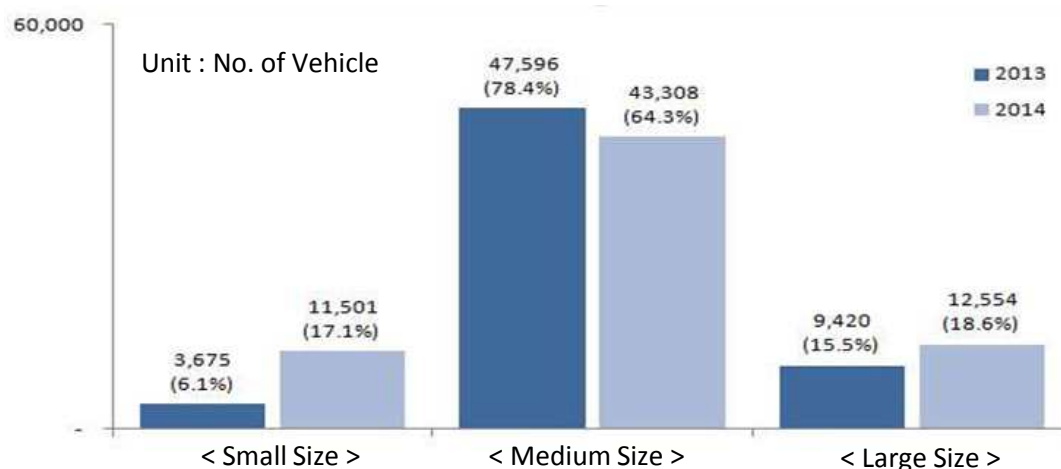
### ■ Medium size

- Capacity : 11 ~34 persons or less
- Use : Nursery, Kindergarten, school, Private educational Institute



### ■ Large size

- Capacity : 45 persons or less
- Use : School, Special-education School, Big Private educational Institute

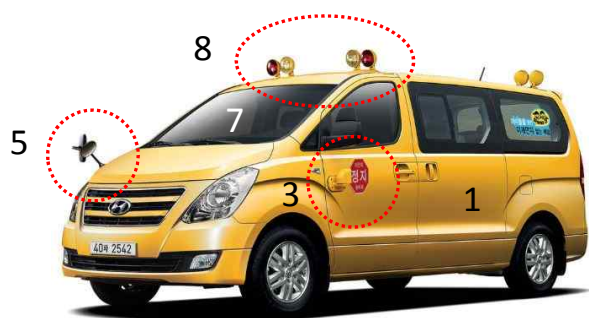


## 2. Legal requirements for vehicles for carrying children

### ● Legal requirements for vehicles for carrying children in Korea

< As of Oct. 2019 >

Mandatory Requirement	Relevant Law	Rate of installation
1. Color(yellow)	KMVSS Article 19, Paragraph 8	99.7%
2. Unloading child confirmation Alert system	Road Traffic Act Article 53, Paragraph 5	99.0%
3. Stop Signal Devices	KMVSS Article 19, Paragraph 9	99.8%
4. Assistant step	KMVSS Article 29, Paragraph 4	96.8%
5. Wide Angle View Mirror	KMVSS Article 50, Paragraph 2	98.5%
6. Reversing alarm system or Rear view camera	KMVSS Article 53-2	87.9%
7. No Window tinting	Road Traffic Act Article 28	42.1%
8. School bus signal lamps	KMVSS Article 48, , Paragraph 4	99.7%

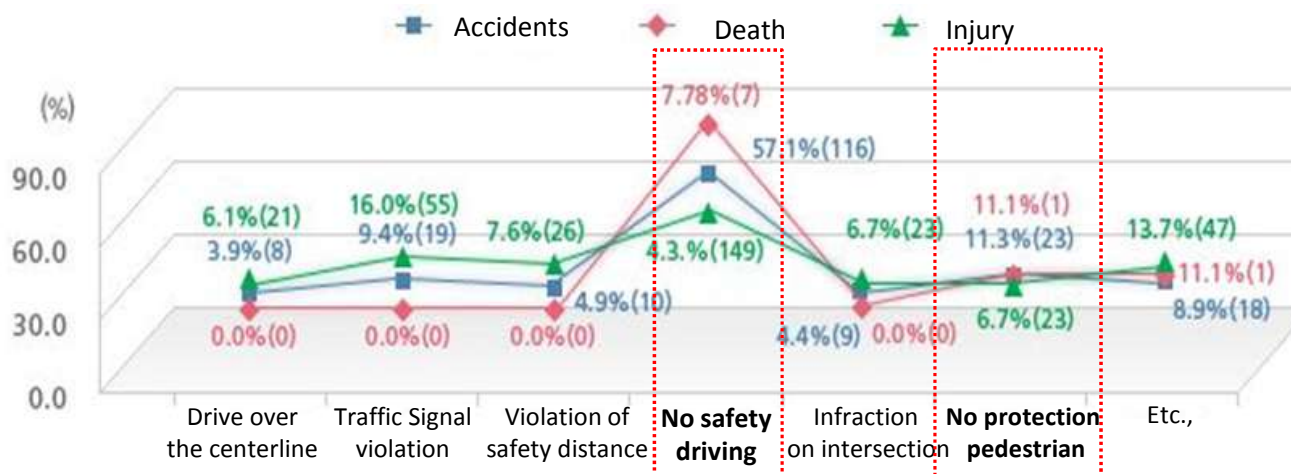


### 3. Status of accidents of vehicles for carrying children

- Statistics of accidents related to children & vehicle

	Total accidents related to children			Accidents related to vehicle for carrying children		
	Accidents	Death	Injury	Accidents	Death	Injury
2014	12,110	52	14,894	31(0.1%)	2(3.8%)	55(0.37%)
2015	12,191	65	15,034	50(0.41%)	3(4.6%)	67(0.44%)
2016	11,264	71	14,215	38(0.33%)	1(1.4%)	59(0.41%)
2017	10,960	54	13,433	103(0.94%)	0(0%)	155(1.2%)
2018	10,009	34	12,543	84(0.83%)	1(2.94%)	124(0.98%)

- Accidents case of vehicle for carrying children ('09~'12)



## 4. Accidents case of vehicles for carrying children

### ● Accidents case of vehicles for carrying children in Korea



< Rollover >



< Sliding & Rollover >



< Violation traffic signal >



< Speeding >



< Rear-end collision >



< Failure braking at downhill >



**Thank you for your attention**