

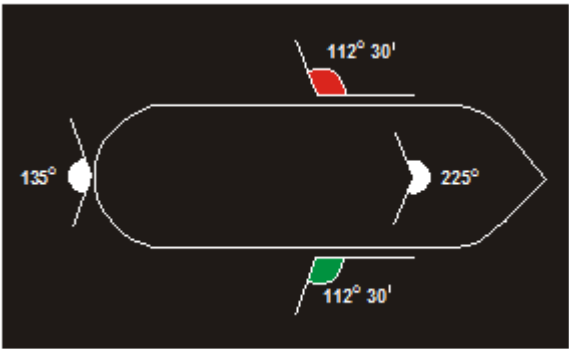
ANNEX 3 - Visual signals -marking- on vessels

- I. GENERAL
- II. MARKING WHEN UNDER WAY
- III. MARKING WHEN STATIONARY
- IV. SPECIAL MARKING

I. GENERAL

- 1.1 The sketches which follow relate to the signals (marking) provided for in the articles of chapter 3 of CEVNI.
- 1.2 The sketches of this annex are for guidance only; reference should be made to the text of the regulations which alone is authoritative.
- In the case of additional markings which may be prescribed, the sketches illustrate:
- either the additional markings alone; or
 - where necessary for clarity, both the basic marking (or one of the possible basic markings) and the additional marking.

Only the additional marking is described below the sketch.

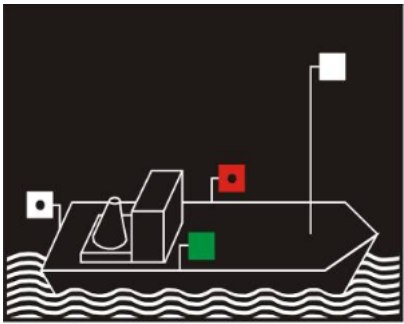
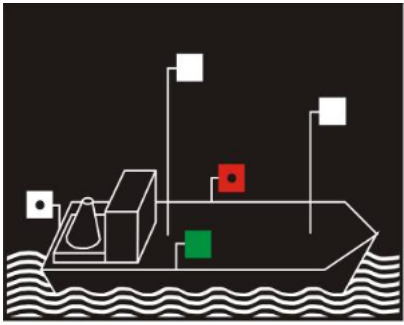


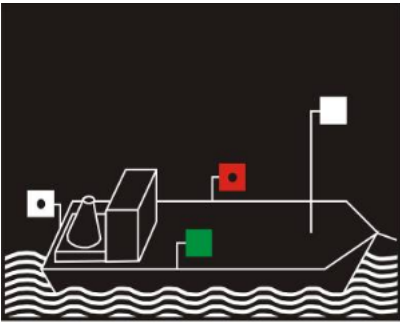
Article 3.01, paragraph 1: The horizontal arc along which the masthead light, the side lights and the stern light are visible.

a		Fixed light visible from all directions (a light projecting an uninterrupted beam throughout a horizontal arc of 360°)	
b		Fixed light visible over a limited horizontal arc. A light which is invisible to the observer is marked by a dot in the centre.	
c		Scintillating light.	
d		Optional light.	
e		Board or flag (article 3.03).	


f		Pennant (article 3.03).	
g		Ball (article 3.04).	
h		Cylinder (article 3.04).	
i		Cone (article 3.04).	
j		Bicone (article 3.04).	
k		Radar reflector.	

II. MARKING WHEN UNDER WAY

Night	Sketch	Day
	1	
Article 3.08, paragraph 1: Motorized vessels proceeding alone.		
	2	
Article 3.08, paragraph 2: Motorized vessels proceeding alone with a second masthead light. Compulsory for vessels more than 110 m long.		



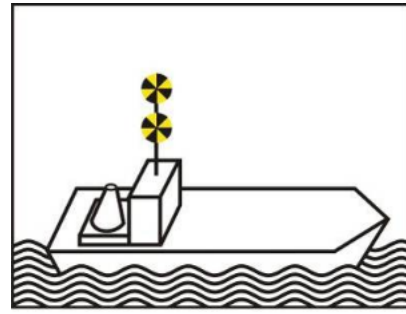
3



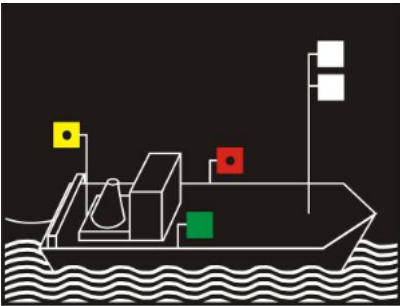
Article 3.08, paragraph 3: Motorized vessel temporarily preceded by an auxiliary motorized vessel.



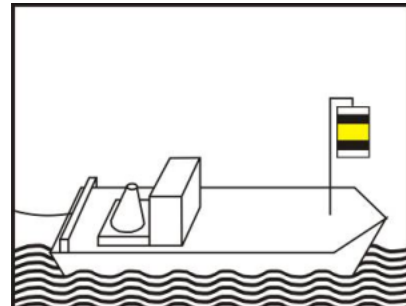
4



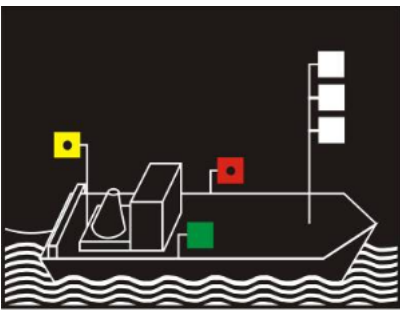
Article 3.08, paragraph 4: High-speed motorized vessel proceeding alone.



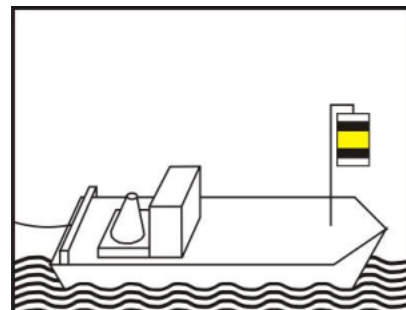
5



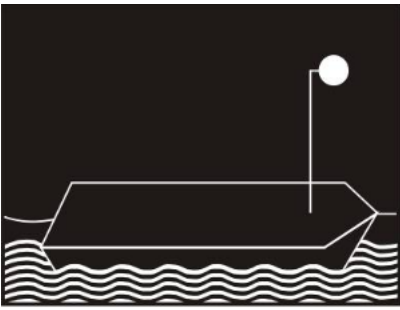
Article 3.09, paragraph 1: Motorized vessel leading a towed convoy or as an auxiliary.



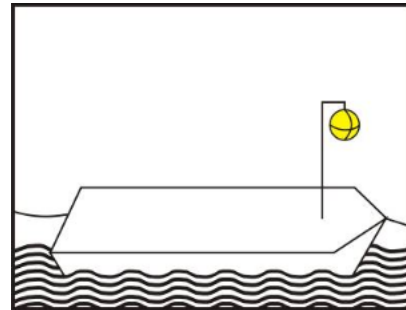
6




Article 3.09, paragraph 2: Each of several motorized vessels leading a towed convoy or as auxiliaries, when several vessels are proceeding side by side.



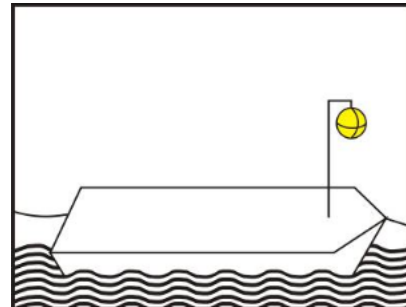
7



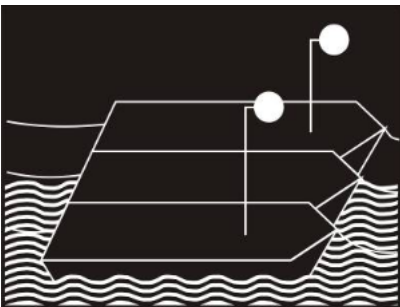
Article 3.09, paragraph 3: Towed vessels.



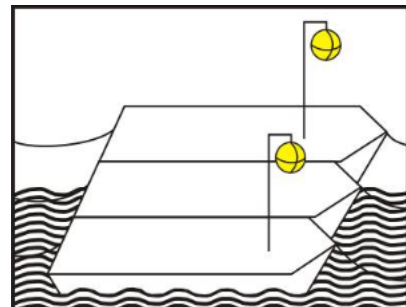
8



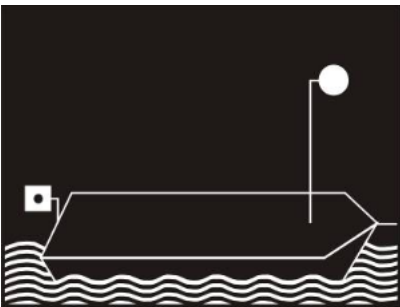
Article 3.09, paragraph 3, letter a: Section of a towed convoy more than 110 m long.



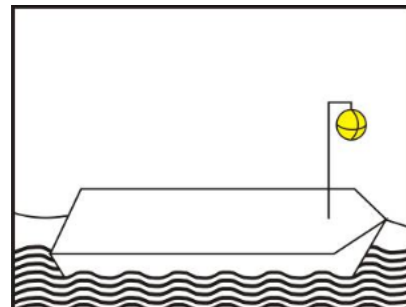
9



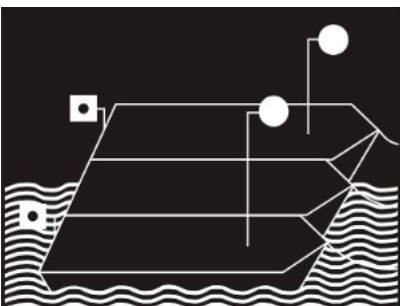
Article 3.09, paragraph 3, letter b: Section of a towed convoy comprising a row of more than two vessels coupled side by side.



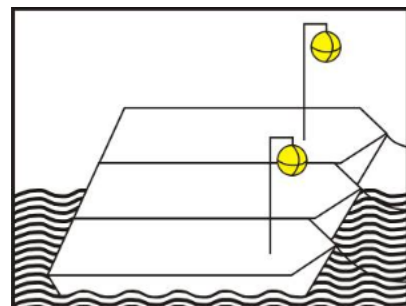
10



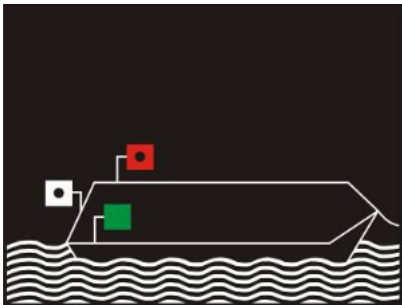
Article 3.09, paragraph 4: Last section of a towed convoy.



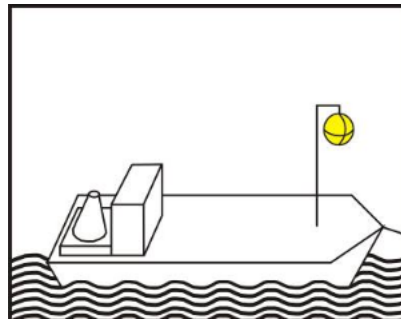
11



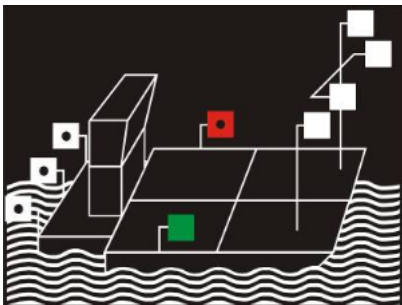
Article 3.09, paragraph 4: Towed vessels forming the last section of a convoy.



12

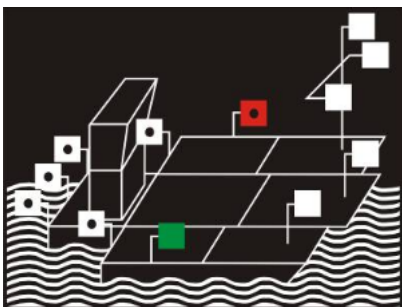


Article 3.09, paragraph 5: Towed seagoing vessels coming directly from or leaving for the sea.



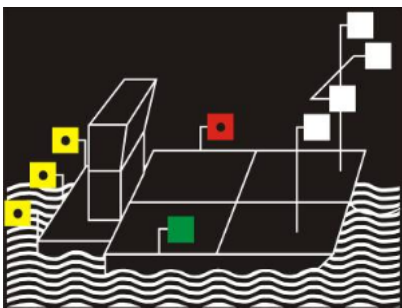
13

Article 3.10, paragraph 1: Pushed convoys.

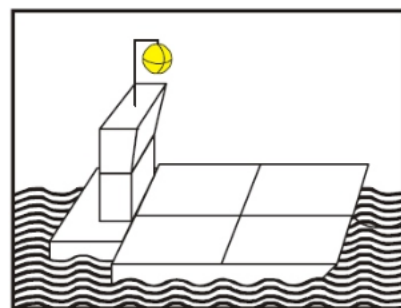


14

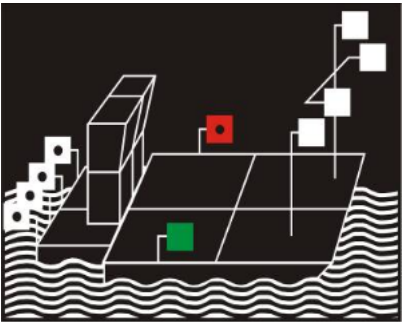
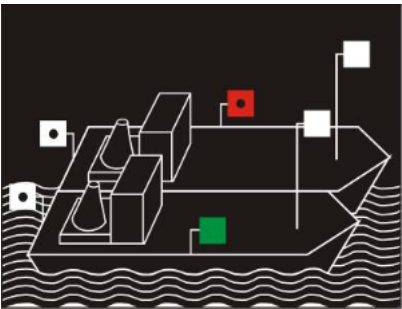
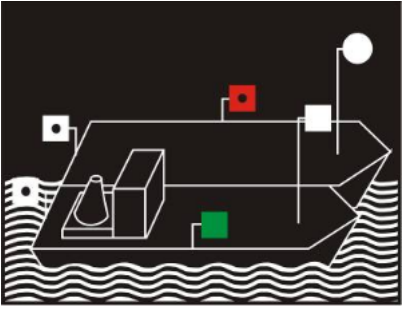
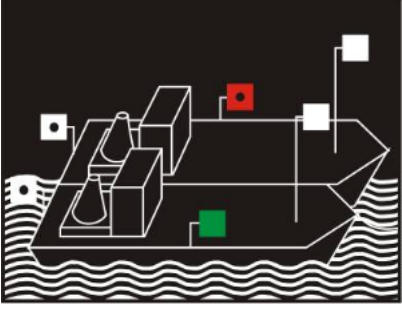
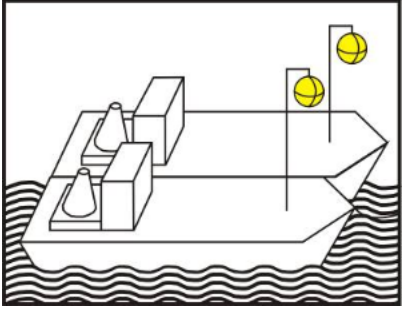
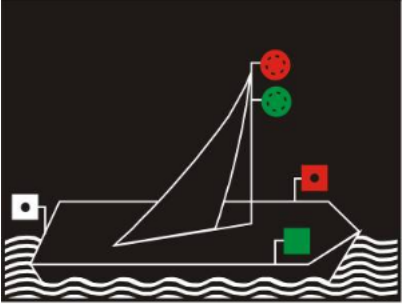
Article 3.10, paragraph 1, letter c.ii: Pushed convoys, when more than two vessels other than the pusher are visible from astern over the full width.




15



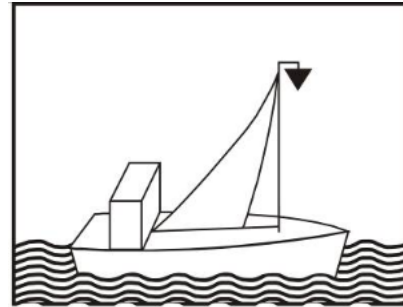
Article 3.10, paragraph 2: Pushed convoys preceded by one or more auxiliary motorized vessels.

	16	
Article 3.10, paragraph 3: Pushed convoys with two pushers.		
	17	
Article 3.11, paragraph 1: Side-by-side formations: two motorized vessels.		
	18	
Article 3.11, paragraph 1: Side-by-side formations: one motorized and one non-motorized vessel.		
	19	
Article 3.11, paragraph 2: Side-by-side formations preceded by one or more auxiliary motorized vessels.		
	20	

Article 3.12: Sailing vessels.



21

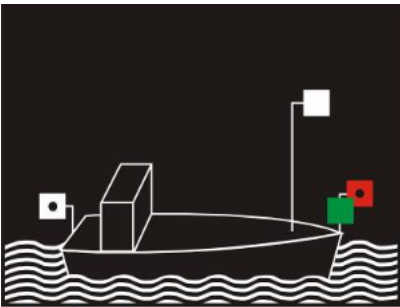


Article 3.12, paragraph 3: Vessels proceeding under sail and making use at the same time of its own mechanical means of propulsion.



22

Article 3.13, paragraph 1: Motorized small craft proceeding alone.







23


Article 3.13, paragraph 1: Motorized small craft proceeding alone with side lights side by side or in the same lamp at or near the bow.




24

Article 3.13, paragraph 1: Motorized small craft proceeding alone: the masthead light replaced by a bright white light visible from all directions.

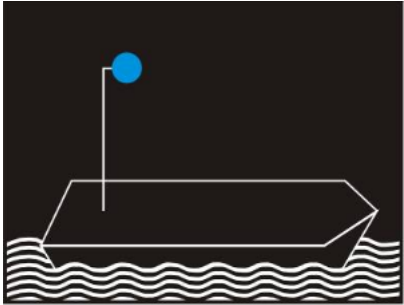
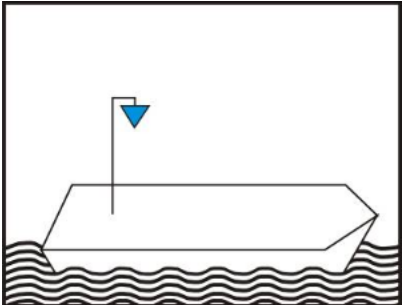
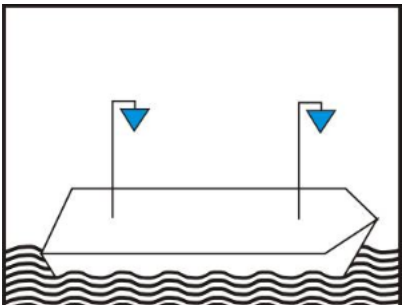
	25	
Article 3.13, paragraph 2: Motorized small craft less than 7 m long proceeding alone.		
	26	
Article 3.13, paragraph 4: Small craft towed or propelled in side-by-side formation.		
	27	
Article 3.13, paragraph 5: Small sailing craft.		
	28	
Article 3.13, paragraph 5: Small sailing craft, with side lights and a stern light in the same lamp near the top of the mast.		

	<p>29</p>	
---	-----------	--

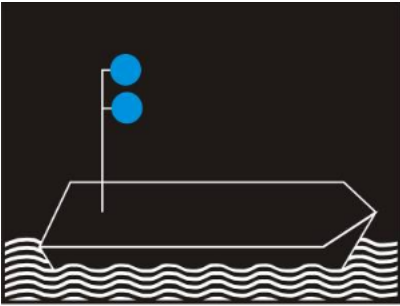
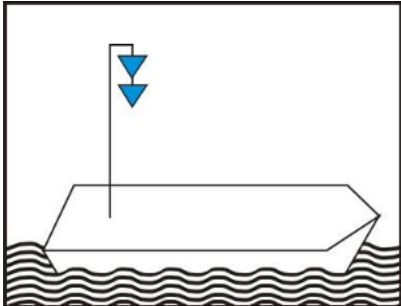
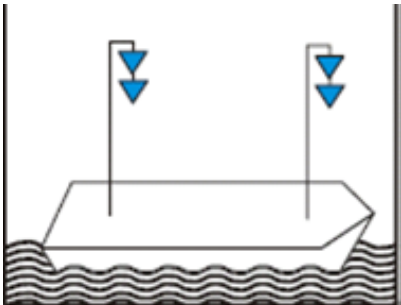
Article 3.13, paragraph 5: Sailing small craft less than 7 m long carrying a white light visible from all directions, and on the approach of other vessels displaying a second ordinary white light.

	<p>30</p>	
---	-----------	--

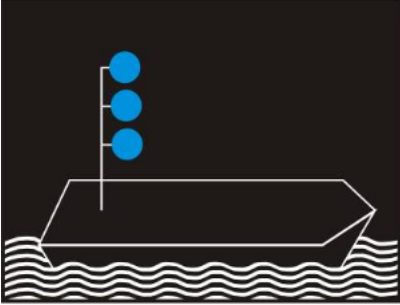
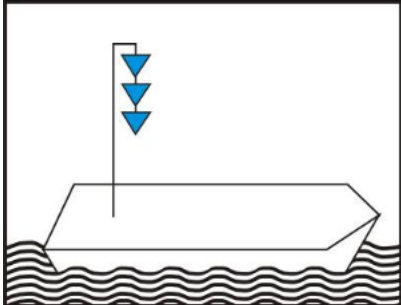
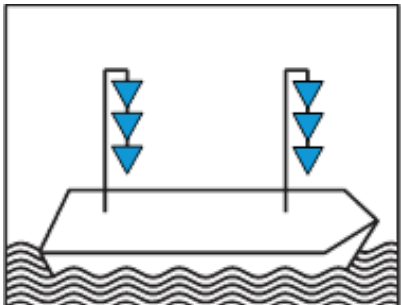
Article 3.13, paragraph 6: Small craft proceeding alone, neither motorized nor under sail.

	<p>31a</p>	
	<p>31b</p>	


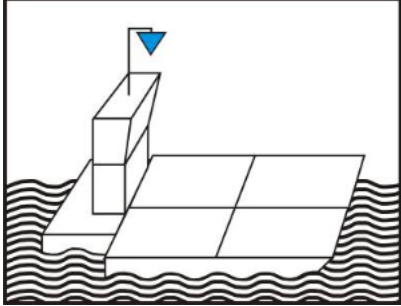
Article 3.14, paragraph 1: Additional marking for vessels carrying out certain transport operations involving dangerous substances: flammable substances that are referred to in accordance with the requirements of sub-section 7.1.5.0 or sub-section 7.2.5.0 of ADN and Chapter 3.2, Table A, column (12) or Table C column (19) of ADN.

	32a	
	32b	

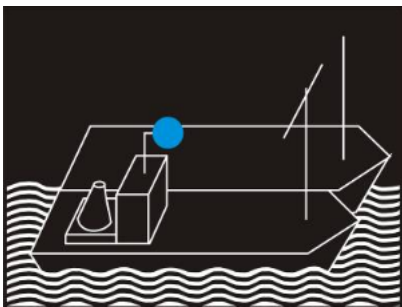
Article 3.14, paragraph 2: Additional marking for vessels carrying out certain transport operations involving dangerous substances: substances constituting health hazards in accordance with the requirements of sub-section 7.1.5.0 or sub-section 7.2.5.0 of ADN and Chapter 3.2, Table A, column (12) or Table C column (19) of ADN.

	33a	
	33b	

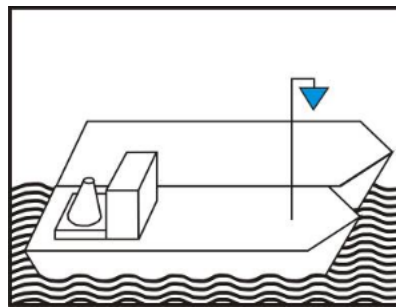
Article 3.14, paragraph 3: Additional marking of vessels carrying out certain transport operations involving dangerous substances: explosives in accordance with the requirements of sub-section 7.1.5.0 or sub-section 7.2.5.0 of ADN and Chapter 3.2, Table A, column (12) of ADN.

	34	
---	----	--


Article 3.14, paragraph 4: Additional marking of pushed convoys carrying out certain transport operations involving dangerous substances in accordance with the requirements of sub-section 7.1.5.0 or sub-section 7.2.5.0 of ADN and Chapter 3.2, Table A, column (12) or table C column (19) of ADN.



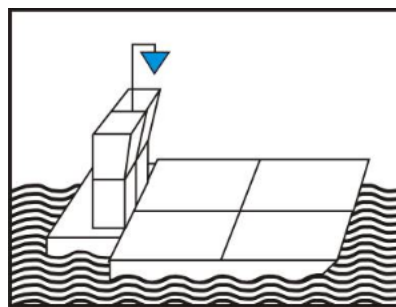
35



Article 3.14, paragraph 4: Additional marking of side-by-side formations carrying out certain transport operations involving dangerous substances in accordance with the requirements of sub-section 7.1.5.0 or sub-section 7.2.5.0 of ADN and Chapter 3.2, Table A, column (12) or Table C column (19) of ADN.

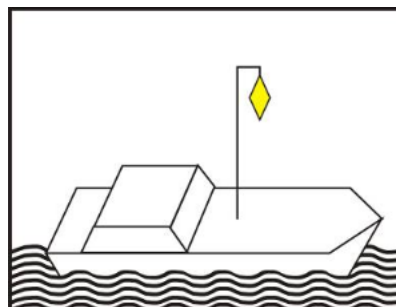


36

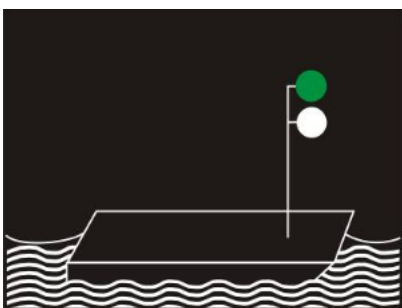


Article 3.14, paragraph 5: Additional marking of pushed convoys propelled by two pushers placed side by side and carrying out certain transport operations involving dangerous substances in accordance with the requirements of sub-section 7.1.5.0 or sub-section 7.2.5.0 of ADN and Chapter 3.2, Table A, column (12) or Table C column (19) of ADN.

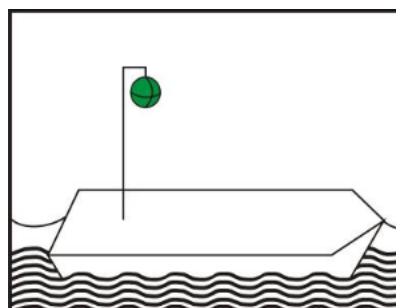
37




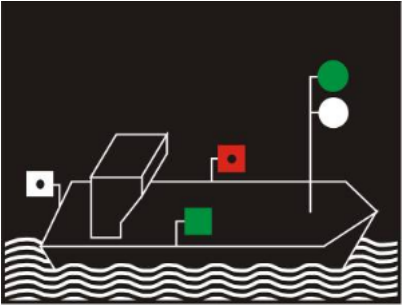
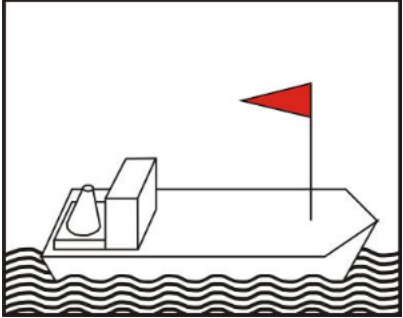


Article 3.15: Vessels authorized to carry more than 12 passengers with a hull length of less than 20 m.

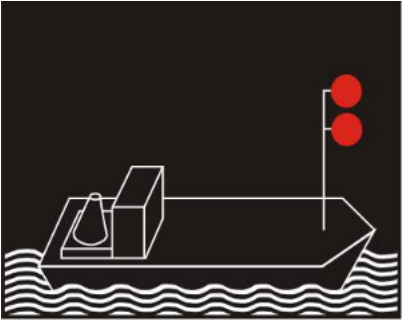
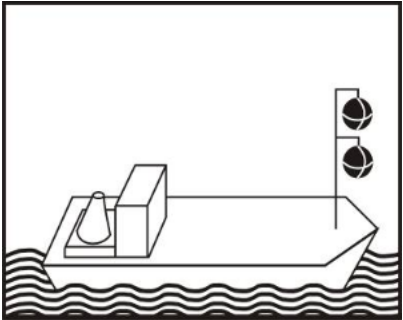


38




Article 3.16, paragraph 1: Ferry-boats not moving independently.

	<p>39</p>	
<p>Article 3.16, paragraph 2: Leading boat or float of a longitudinal-cable ferry-boat.</p>		
	<p>40</p>	
<p>Article 3.16, paragraph 3: Ferry-boats moving independently.</p>		
<p>Left void</p>	<p>41</p>	<p>Left void</p>
<p>Article 3.16, paragraph 4: Ferry-boats moving independently and enjoying priority.</p>		
	<p>42</p>	
<p>Article 3.17: Vessels having priority of passage.</p>		
	<p>43a</p>	

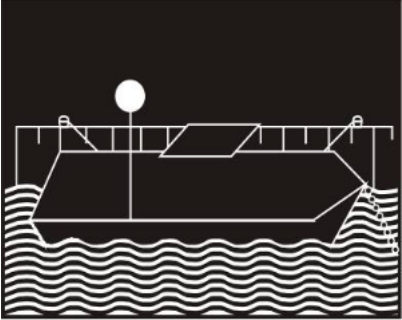
	<p>43b</p>	
---	------------	--

Article 3.18, paragraph 1: Additional marking for vessels unable to manoeuvre.


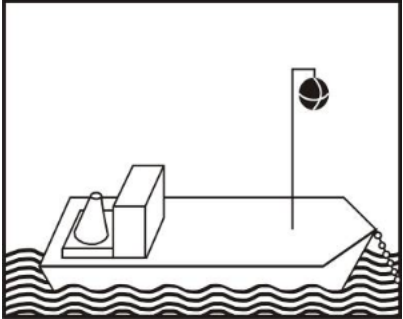
	<p>44</p>	
---	-----------	--

Article 3.19: Assemblies of floating material and floating establishments under way.


III. MARKING WHEN STATIONARY

Night	Sketch	Day
	<p>45</p>	

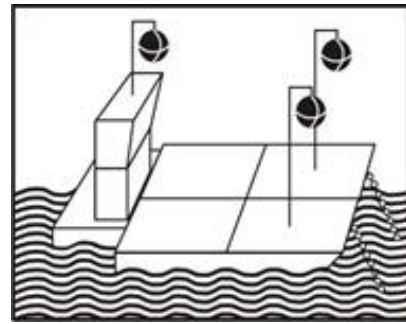
Article 3.20, paragraph 1: All stationary vessels

	<p>46</p>	
---	-----------	--


Article 3.20, paragraph 1: Vessels stationary offshore.



47




Article 3.20, paragraph 2: Pushed convoys stationary offshore.

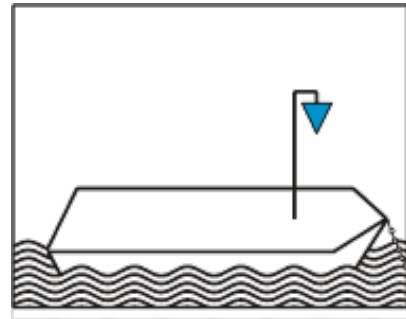


48


Article 3.20, paragraph 3: Small craft stationary offshore



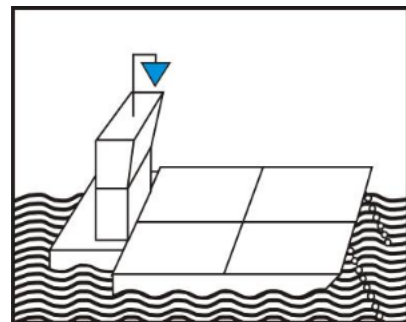
49



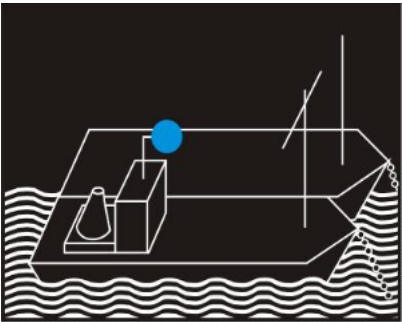
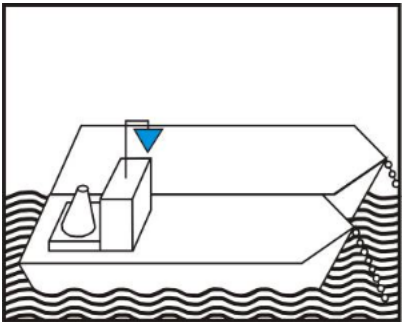
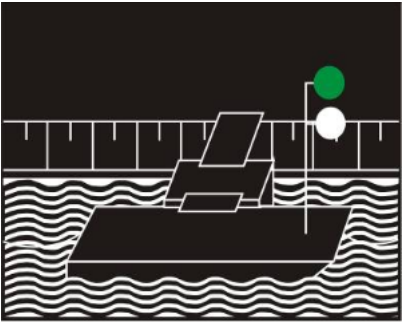
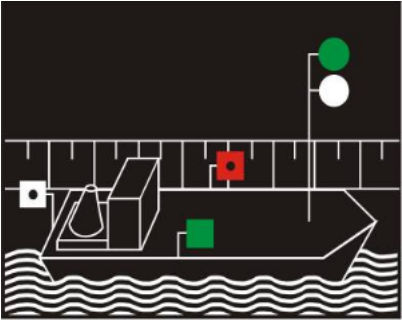
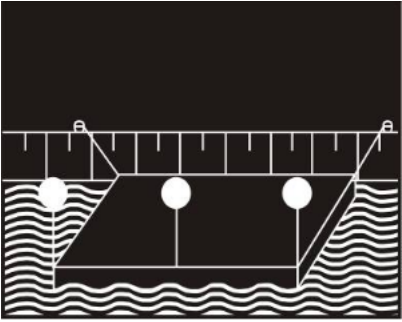
Article 3.21: Additional marking for stationary vessels carrying out certain transport operations involving dangerous substances.

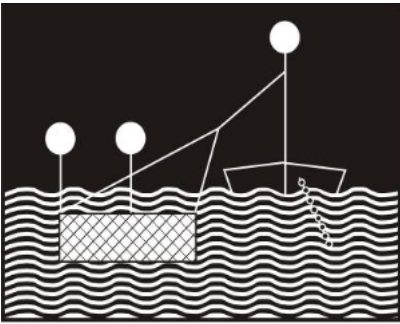


50

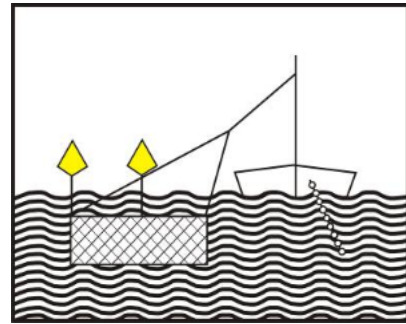


Article 3.21: Additional marking for stationary pushed convoys carrying out certain transport operations involving dangerous substances.

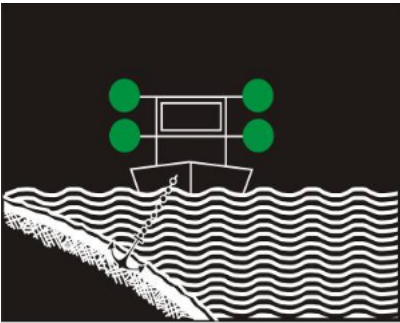
	51	
Article 3.21: Additional marking for stationary side-by-side formations carrying out certain transport operations involving dangerous substances.		
	52	
Article 3.22, paragraph 1: Ferry-boats not moving independently when made fast at their landing stage.		
	53	
Article 3.22, paragraph 2: Ferry-boats moving independently, but made fast at their landing stage.		
	54	
Article 3.23: Assemblies of floating material and floating establishments when stationary.		



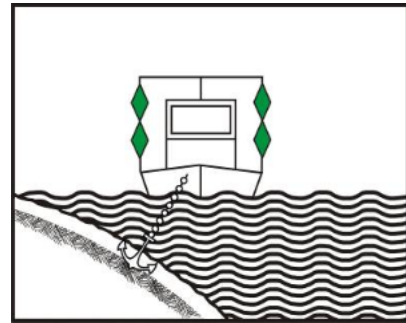
55



Article 3.24: Stationary vessels engaged in fishing with nets or poles.




56



Article 3.25, paragraph 1, letter a: Floating equipment at work and stationary vessels carrying out work or sounding or measuring operations; fairway clear on both sides.



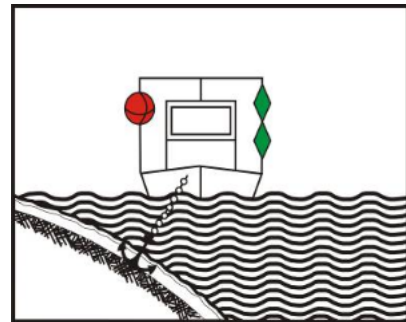
56 bis



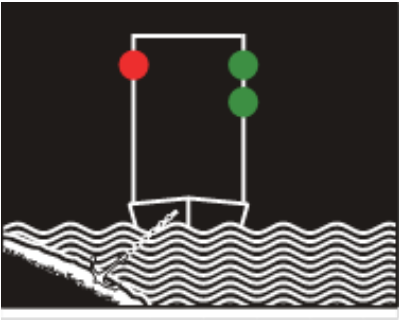
Article 3.25, paragraph 4: Grounded or sunken vessels; fairway clear on both sides.



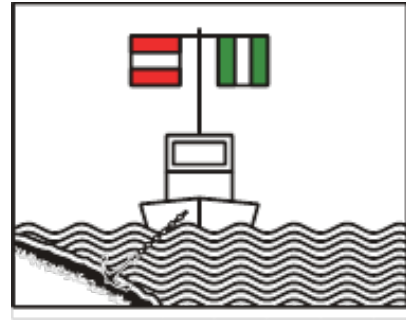
57



Article 3.25, paragraph 1, letters a and b: Floating equipment at work and stationary vessels carrying out work or sounding or measuring operations; fairway clear on one side.



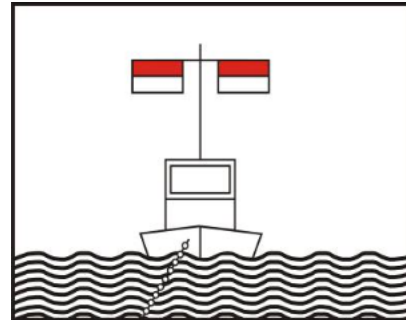
57 bis




Article 3.25, paragraph 4: Grounded or sunken vessels; fairway clear on one side.



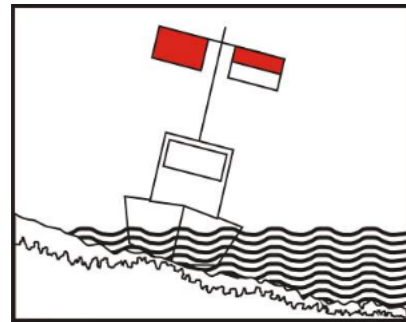
58



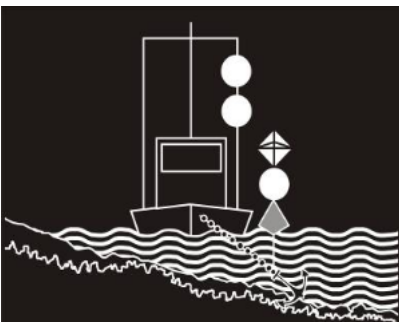
Article 3.25, paragraph 1, letter c, and paragraph 4: Floating equipment at work and vessels carrying out work or sounding or measuring operations and grounded or sunken vessels; protection against wash; fairway clear on both sides.



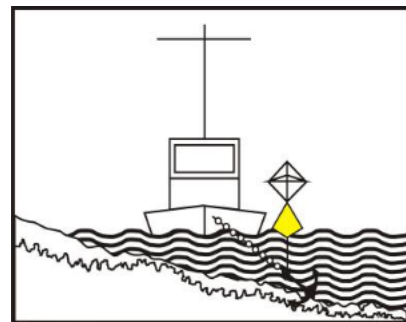
59



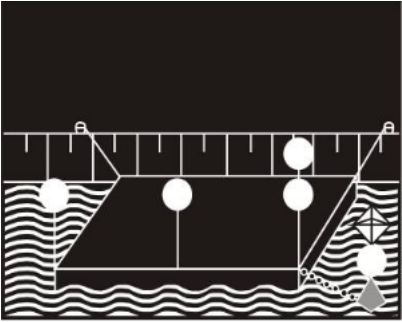
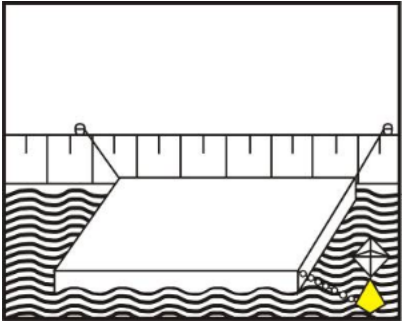
Article 3.25, paragraph 1, letters c and d and paragraph 4: Floating equipment at work and vessels carrying out work or sounding or measuring operations and grounded or sunken vessels; protection against wash; fairway clear on one side.




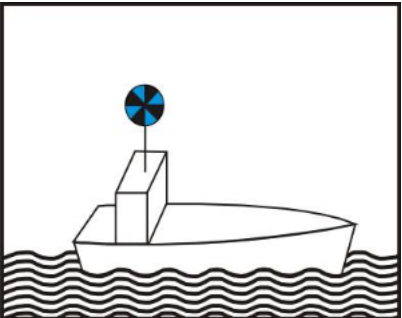



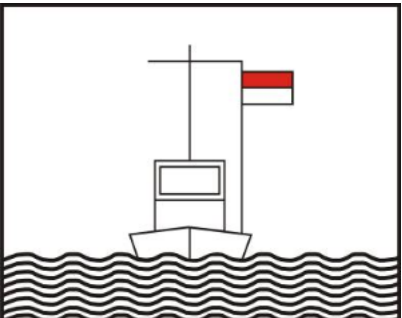
60



Article 3.26: Vessels whose anchors may be a danger to navigation.

	61	
Article 3.26: Assemblies of floating material or floating establishments whose anchors may be a danger to navigation.		

IV. SPECIAL MARKING

Night	Sketch	Day
	62	
Article 3.27: Additional marking for vessels of the supervisory authorities and fire-fighting and rescue services.		
	63	
Article 3.28: Additional marking for vessels under way carrying out work in the waterway.		
	64	
Article 3.29: Additional marking for protection against wash.		



65




Article 3.30: Distress signals.




66



Article 3.31: No access for unauthorized persons. ^[1]



67



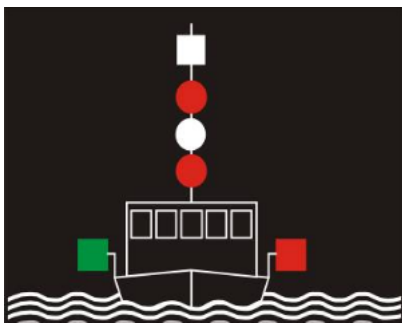
Article 3.32: Prohibition of smoking or using fires and naked light. ^[2]



68



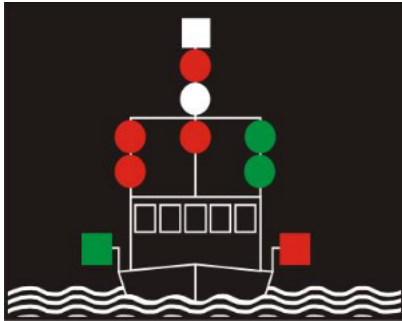
Article 3.33: Lateral berthing prohibited.




69



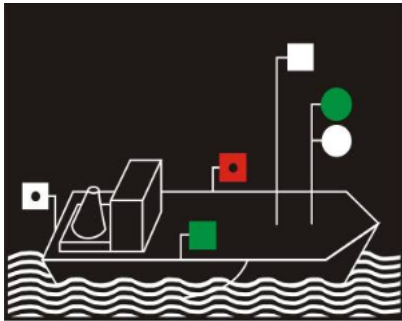
Article 3.34, paragraph 1: Additional marking for vessels whose ability to manoeuvre is limited.



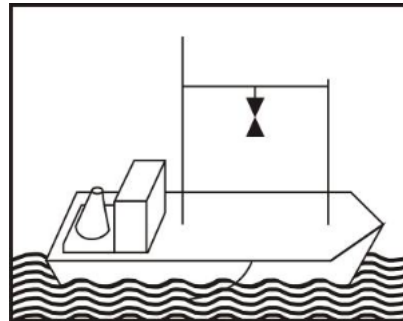
70



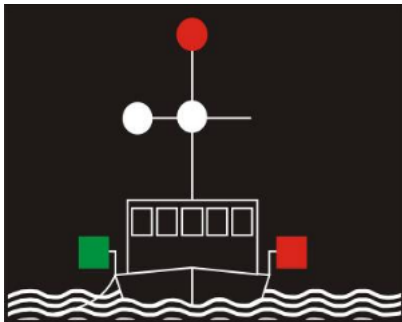
Article 3.34, paragraph 2: Additional marking for vessels whose ability to manoeuvre is limited; fairway clear on one side.



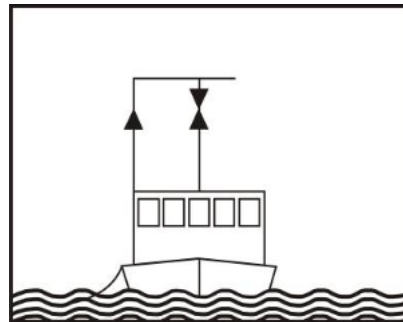
71



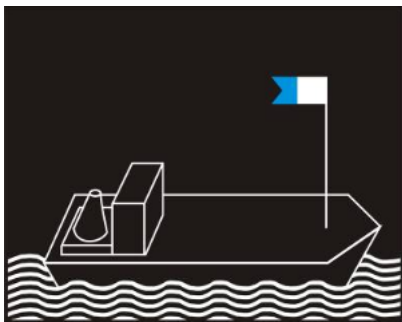
Article 3.35, paragraph 1: Additional marking for vessels engaged in drawing a trawl or other fishing gear through the water (trawler).



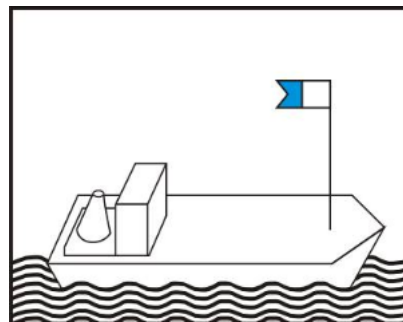
72



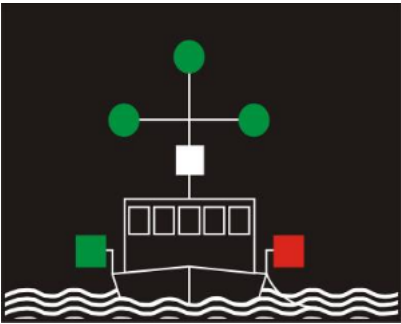
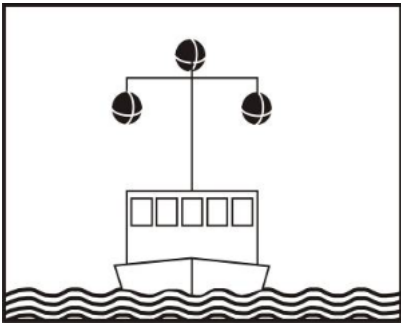
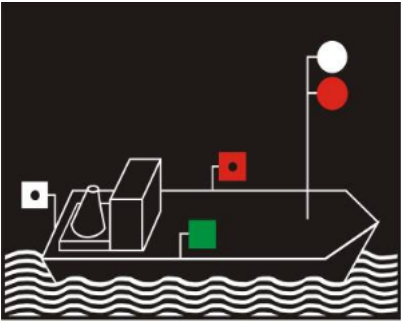
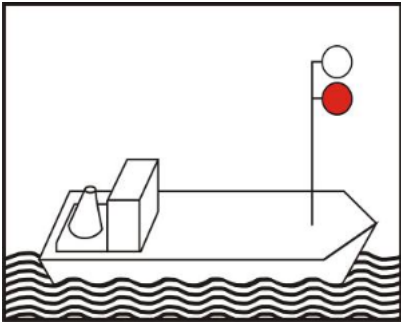
Article 3.35, paragraph 2: Fishing vessels other than trawlers if the fishing tackle extends more than 150 m horizontally from the vessel.



73



Article 3.36: Additional marking for vessels used for underwater diving.

 <p>A black silhouette of a vessel on a black background. It features a central white square, a horizontal line with three green circles, and a vertical line with a green circle at the top. A green square is on the left and a red square is on the right of the hull.</p>	<p>74</p>	 <p>A white silhouette of a vessel on a white background. It features a central vertical line with a black circle at the top and two black circles on horizontal arms. A black square is on the left and a red square is on the right of the hull.</p>
<p>Article 3.37: Additional marking for vessels engaged in minesweeping.</p>		
 <p>A black silhouette of a vessel on a black background. It features a white square on the left, a red square on the right, and a vertical line with a white circle at the top and a red circle below it.</p>	<p>75</p>	 <p>A white silhouette of a vessel on a white background. It features a black square on the left, a red square on the right, and a vertical line with a black circle at the top and a red circle below it.</p>
<p>Article 3.38: Additional marking for vessels on pilotage service.</p>		

[1] The first sketch illustrates the new sign for “Boarding prohibited”. The second sketch illustrates the existing sign. For a transitional period both signs may be used.

[2] The first sketch illustrates the new sign for “Prohibition of smoking or using fires and naked light”. The second sketch illustrates the existing sign. For a transitional period both signs may be used.